



Vivimed

Date: 10th April, 2017

BSE Limited Phiroze JeeJeebhoy Towers, Dalal Street , Mumbai-400001	National Stock Exchange of India Limited Exchange Plaza, Plot No.C/, G Block, Bandra Kurla Complex, Bandra (East) Mumbai-400051
--	---

Dear Sir/Madam,

Sub: Share Holding Pattern for the quarter ended March 31st, 2017 – reg.


With reference to the Captioned subject, we are hereby enclosing the Share Holding Pattern for the quarter ended March 31st, 2017

We request you to take this on record.

Kindly acknowledge the receipt of the same.

Thanking you
Yours Truly,
For Vivimed Labs Limited


Santosh Varalwar
Managing Director



Format of holding of specified securities

- 1 Name of the Listed Entity : VIVIMED LABS LIMITED
- 2 Scrip Code/Name of Scrip/Class of Security : 532660/VIVIMED LABS LIMITED/EQUITY
- 3 Share Holding Pattern Filed under : Reg.31(1)(a)/Reg.31(1)(b)/Reg.31(1)(c)
 - a. If under 31(1)(b) then indicate the report for Quarter ending : 31/03/2017
 - b. If under 31(1)(c) then indicate date of allotment/extinguishment

4 Declaration: The Listed entity is required to submit the following declaration to the extent of submission of information :-

Particulars		*Yes	No*
1	Whether the Listed Entity has issued any partly paid up shares?		No
2	Whether the Listed Entity has issued any Convertible Securities or Warrants?	Yes	
3	Whether the Listed Entity has any shares against which depository receipts are issued?		No
4	Whether the Listed Entity has any shares in locked-in?		No
5	Whether any shares held by promoters are pledge or otherwise encumbered?	Yes	




Table I - Summary Statement holding of specified securities

Category (i)	Category of shareholder (ii)	No. of share holders (iii)	No. of fully paid up equity shares held (iv)	No. of Partly paid-up equity shares held (v)	Nos. of shares underlying Depository Receipts (vi)	Total nos. shares held (vii) = iv+v+vi	Shareholding as a % of total no. of shares (calculated as per SCRR, 1957 (VIII) As a % of (A+B+C2))	Number of Voting Rights held in each class of Securities (ix)				No. of Shares Underlying Outstanding convertible securities (including Warrants) (X)	Shareholding as a % assuming full conversion of convertible securities (as a percentage of diluted share capital) (xi) = (vii)+(x) as a % of (A+B+C2)	Number of Locked in shares (Xii)		Number of Shares pledged or otherwise encumbered (Xiii)		Number of equity shares held in dematerialized form (Xiv)
								Class eg: X	Class eg: Y	Total	Total as a % of (A+B+C)			No. (a)	As a % of total Shares held (b)	No. (a)	As a % of total shares held (b)	
(A)	Promoter & Promoter Group	16	29554210	0	0	29554210	36.48				0	35.38	0	0	0	26654225	32.89	29554210
(B)	Public	19258	51464705	0	0	51464705	63.52			2500000	64.62	0	0	0	0	N.A	N.A	49943350
(C)	Non Promoter-Non Public																	
(C1)	Shares underlying DRs	0	0	0	0	0	N.A			0	0	0	0	0	0	N.A	N.A	0
(C2)	Shares held by Employee Trusts	0	0	0	0	0	0			0	0	0	0	0	0	N.A	N.A	0
	Total	19274	81018915	0	0	81018915	100			2500000	100	0	0	0	26654225	32.89	79497560	

* X = Equity



[Handwritten signature]

Table II - Statement showing shareholding pattern of the Promoter and Promoter Group

Category & Name of the Shareholders (i)	PAN (ii)	No. of share holders (iii)	No. of fully paid up equity shares held (iv)	Partly paid-up equity shares held (v)	Nos. of shares underlying Depository Receipts (vi)	Total nos. shares held (vii = iv+v+vi)	Share holding % calculate d as per SCRR, 19 57 As a % of (A+B+C2) (viii)	Number of Voting Rights held in each class of Securities (ix)			Total as a % of Total Voting rights	No. of Shares Underlying Outstanding convertible securities (including Warrants) (X)	Shareholdin g as a % assuming full conversion of convertible securities (as a percentage of diluted share capital) (xi)=(vii)+(x) as a % of A+B+C2	Number of Locked in shares (Xii)		Number of Shares pledged or otherwise encumbered (Xiii)		Number of equity shares held in dematerialized form (Xiv)
								No. of Voting Rights						No. (a)	As a % of total Shares held (b)	No. (a)	As a % of total shares held (b)	
								Class X*	Class Y	Total								
1 Indian																		
Individuals/Hindu undivided Family		15	17072045	0	0	17072045	21.08	17072045	0	17072045	21.08	0	0	0	0	14873995	87.12	17072045
SHEETAL VARALWAR	AEPV8880C	1	568985	0	0	568985	0.7	568985	0	568985	0.7	0	0	0	0	0	0	568985
VITHABAI VARALWAR	AAVPV8973A	1	973345	0	0	973345	1.2	973345	0	973345	1.2	0	0	0	0	950000	97.6	973345
S RAGHUNANDAN	AOQPS0378P	1	317500	0	0	317500	0.39	317500	0	317500	0.39	0	0	0	0	3000000	98	3060965
VARALWAR SANDEEP	ABHPV1125B	1	3060965	0	0	3060965	3.78	3060965	0	3060965	3.78	0	0	0	0	1250000	74.62	1675000
VARALWAR SUBHASH	AAVPV8718M	1	1675000	0	0	1675000	2.07	1675000	0	1675000	2.07	0	0	0	0	1893995	100	1893995
SUJATHA VARALWAR	AEAPV4693N	1	1893995	0	0	1893995	2.34	1893995	0	1893995	2.34	0	0	0	0	0	0	50095
CHANDRASHEKHARRAO SUDGALI	AOQPS1148M	1	50095	0	0	50095	0.06	50095	0	50095	0.06	0	0	0	0	0	0	56635
SATISH GOOTY AGRAHARAM	ACLPA3588L	1	55635	0	0	55635	0.07	55635	0	55635	0.07	0	0	0	0	0	0	150000
VJAYKUMAR VARALWAR	AAVPV8713C	1	150000	0	0	150000	0.19	150000	0	150000	0.19	0	0	0	0	0	0	200000
MADHAVI VARALWAR	AAVPV8779N	1	200000	0	0	200000	0.25	200000	0	200000	0.25	0	0	0	0	6099050	99.93	6099050
SANTOSH VARALWAR	ABIPV8428L	1	6099050	0	0	6099050	7.53	6099050	0	6099050	7.53	0	0	0	0	1685000	96.6	1744225
MANOHAR RAO VARALWAR	ABIPV8430A	1	1744225	0	0	1744225	2.15	1744225	0	1744225	2.15	0	0	0	0	0	0	33250
MAMATHA GURUNIKAR	ACAPG3882A	1	150000	0	0	150000	0.19	150000	0	150000	0.19	0	0	0	0	0	0	33250
VARALWAR PADMA	AERPV1127R	1	33250	0	0	33250	0.04	33250	0	33250	0.04	0	0	0	0	0	0	100000
NEELIMA VJAYA VARALWAR	AAHPV2888E	1	100000	0	0	100000	0.12	100000	0	100000	0.12	0	0	0	0	0	0	0
Central Government/ State Government(s)		0	0	0	0	0	0	0	0	0	0	0	0	0	0	0	0	0
Financial Institutions/Banks		0	0	0	0	0	0	0	0	0	0	0	0	0	0	0	0	0
Corporate Bodies		1	12482165	0	0	12482165	15.4	12482165	0	12482165	15.4	0	0	0	0	11780230	94.37	12482165
BBR PROJECTS PRIVATE LIMITED	AADC86879Q	1	12482165	0	0	12482165	15.4	12482165	0	12482165	15.4	0	0	0	0	11780230	94.37	12482165
Corporate Bodies - Group Company		0	0	0	0	0	0	0	0	0	0	0	0	0	0	0	0	0
Trust/ Promoter		0	0	0	0	0	0	0	0	0	0	0	0	0	0	0	0	0
Directors/Promoters & their Relatives & Friends		0	0	0	0	0	0	0	0	0	0	0	0	0	0	0	0	0
Sub-Total(A)(1)		16	29554210	0	0	29554210	36.48	29554210	0	29554210	36.48	0	0	0	0	26654225	90.18	29554210
2 Foreign																		
Individuals(Non-Resident Individuals/ Foreign Individuals)		0	0	0	0	0	0	0	0	0	0	0	0	0	0	0	0	0
Government		0	0	0	0	0	0	0	0	0	0	0	0	0	0	0	0	0
Institutions		0	0	0	0	0	0	0	0	0	0	0	0	0	0	0	0	0
Foreign Portfolio Investor		0	0	0	0	0	0	0	0	0	0	0	0	0	0	0	0	0
Corporate Bodies - Foreign Body		0	0	0	0	0	0	0	0	0	0	0	0	0	0	0	0	0
Corporate Bodies - OCB Non Reparable		0	0	0	0	0	0	0	0	0	0	0	0	0	0	0	0	0
Corporate Bodies - OCB Reparable		0	0	0	0	0	0	0	0	0	0	0	0	0	0	0	0	0
Foreign Institutional Investor (FII) - DR		0	0	0	0	0	0	0	0	0	0	0	0	0	0	0	0	0
Foreign Institutional Investor (FII) - Others		0	0	0	0	0	0	0	0	0	0	0	0	0	0	0	0	0
Bank - Foreign Bank		0	0	0	0	0	0	0	0	0	0	0	0	0	0	0	0	0
Trust		0	0	0	0	0	0	0	0	0	0	0	0	0	0	0	0	0
Sub-Total(A)(2)		0	0	0	0	0	0	0	0	0	0	0	0	0	0	0	0	0
Total shareholding of Promoter and Promoter Group (A)=(A)(1)+(A)(2)		16	29554210	0	0	29554210	36.48	29554210	0	29554210	36.48	0	0	0	0	26654225	90.18	29554210

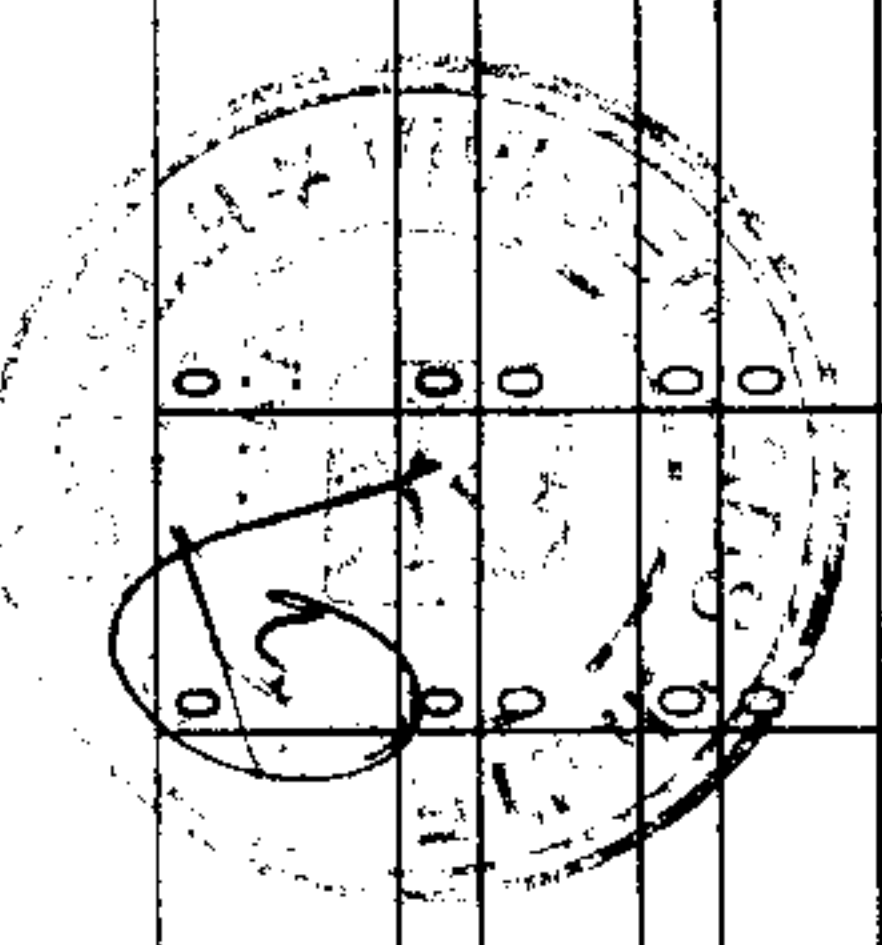



Table III - Statement showing shareholding pattern of the Public shareholder

Category & Name of the Shareholders (i)	PAN (ii)	No. of share holders (iii)	No. of fully paid up equity shares held (iv)	Partly paid-up equity shares held (v)	Nos. of shares underlying Depository Receipts (vi)	Total nos. shares held (vii = iv+v+vi)	Share holding % calculate d as per SCRR, 19 57 As a % of (A+B+C2) (viii)	Number of Voting Rights held in each class of Securities (ix)			Total as a % of Total Voting rights	No. of Shares of Underlying Outstanding convertible securities (including Warrants) (X)	Shareholdin g as a % assuming full conversion of convertible securities (as a percentage of diluted share capital) (xi)=(vii)+(x) as a % of A+B+C2	Number of Locked in shares (Xii)		Number of Shares pledged or otherwise encumbered (Xiii)		Number of equity shares held in dematerialized form (Xiv)	
								No. of Voting Rights						Total as a % of Total Voting rights	No. (a)	As a % of total Shares held (b)	No. (a)		As a % of total shares held (b)
								Class X*	Class Y	Total									
1 Institutions																			
(a) Mutual Funds		0	0	0	0	0	0	0	0	0	0	0	0	0	0	0	0	0	
(b) Venture Capital Funds		0	0	0	0	0	0	0	0	0	0	0	0	0	0	0	0	0	
(c) Alternate Investment Funds		0	0	0	0	0	0	0	0	0	0	0	0	0	0	0	0	0	
(d) Foreign Venture Capital Investors		0	0	0	0	0	0	0	0	0	0	0	0	0	0	0	0	0	
(e) Foreign Portfolio Investor		19	3426006	0	0	3426006	4.23	0	0	0	0	4.23	0	0	0	0	0	3426006	
(f) KITARA PIIIN 1101	AAECK4362Q	1	1219300	0	0	1219300	1.5	0	0	0	0	1.5	0	0	0	0	0	1219300	
(g) Financial Institutions/Banks		2	266758	0	0	266758	0.33	0	0	0	0	0.33	0	0	0	0	0	266758	
(h) Insurance Companies		0	0	0	0	0	0	0	0	0	0	0	0	0	0	0	0	0	
(i) Provident Funds/ Pension Funds		0	0	0	0	0	0	0	0	0	0	0	0	0	0	0	0	0	
(j) Bank - Foreign Bank		0	0	0	0	0	0	0	0	0	0	0	0	0	0	0	0	0	
(k) Bank - Foreign Institutional Investors		0	0	0	0	0	0	0	0	0	0	0	0	0	0	0	0	0	
(l-ii) Sub-Total(B)(1)		21	3692764	0	0	3692764	4.56	0	0	0	0	4.56	0	0	0	0	0	3692764	
2 Government(s)/President of India																			
(a) Central Government/State Government(s)/ President of India		1	96130	0	0	96130	0.12	0	0	0	0	0.12	0	0	0	0	0	96130	
(a) Sub-Total(B)(2)		1	96130	0	0	96130	0.12	0	0	0	0	0.12	0	0	0	0	0	96130	
3 Non-Institutions																			
(a-i) i. Individual shareholders holding nominal share capital up to Rs.2 lakhs		18326	16781281	0	0	16781281	20.69	0	0	0	0	20.69	550000	20.75	0	0	0	16629766	
(a-ii) ii. Individual shareholders holding nominal share capital excess Rs.2 lakhs		19	9760067	0	0	9760067	12.05	0	0	0	0	12.05	1950000	14.02	0	0	0	9760067	
(b) NISHA JIGNESH MEHTA	AGMPM9637E	1	1338275	0	0	1338275	1.65	0	0	0	0	1.65	0	0	0	0	0	1338275	
(b) SURESH KUMAR AGARWAL	AAGFR0822H	1	2220000	0	0	2220000	2.74	0	0	0	0	2.74	0	0	0	0	0	2220000	
(b) JIGNESH JASWANTRAI MEHTA	AVP/M4759M	1	1160655	0	0	1160655	1.43	0	0	0	0	1.43	0	0	0	0	0	1160655	
(b) ASHISH KACHOLA	AADPK0757F	1	1188613	0	0	1188613	1.47	0	0	0	0	1.47	0	0	0	0	0	1188613	
(b) NBFCs Registered with RBI		3	37500	0	0	37500	0.05	0	0	0	0	0.05	0	0	0	0	0	37500	
(c) Employess Trustees		0	0	0	0	0	0	0	0	0	0	0	0	0	0	0	0	0	
(d) Overseas Depositories (holding DRs) (balancing figure)		0	0	0	0	0	0	0	0	0	0	0	0	0	0	0	0	0	
(e-i) Non-Resident Indian (NRI) - Non Repatriable		75	212101	0	0	212101	0.26	0	0	0	0	0.26	0	0	0	0	0	212101	
(e-ii) Non-Resident Indian (NRI) - Repatriable		259	3413622	0	0	3413622	4.21	0	0	0	0	4.21	0	0	0	0	0	3413622	
(e-iii) SAMEER MAHENDRA SAMPAT	AAEPS4095B	1	1359165	0	0	1359165	1.68	0	0	0	0	1.68	0	0	0	0	0	1359165	
(e-iv) Corporate Bodies		320	5398342	0	0	5398342	6.66	0	0	0	0	6.66	0	0	0	0	0	5398342	
(e-v) Corporate Bodies - Foreign Bodies		1	9150685	0	0	9150685	11.29	0	0	0	0	11.29	0	0	0	0	0	9150685	
(e-vi) KITARA PIIIN 1102	AAECK4361P	1	9150685	0	0	9150685	11.29	0	0	0	0	11.29	0	0	0	0	0	9150685	
(e-vii) Cleaning Member		231	1550373	0	0	1550373	1.91	0	0	0	0	1.91	0	0	0	0	0	1550373	
(e-viii) Corporate Bodies - OCB Non Repatriable		0	0	0	0	0	0	0	0	0	0	0	0	0	0	0	0	0	
(e-ix) Corporate Bodies - OCB Repatriable		0	0	0	0	0	0	0	0	0	0	0	0	0	0	0	0	0	
(e-x) Corporate Bodies - OCB Repatriable		0	0	0	0	0	0	0	0	0	0	0	0	0	0	0	0	0	
(e-xi) Foreign National - FN		1	1369840	0	0	1369840	1.69	0	0	0	0	1.69	0	0	0	0	0	0	



(e- viii)	WILLIAM F HARVEY	1	1369840	0	0	1369840	1.69	1369840	0	1369840	1.69	0	0	0	0	0	0	0	0	0	0	0	0	0
(e- ix)	Trust	1	2000	0	0	2000	0	2000	0	2000	0	0	0	0	0	0	0	0	0	0	0	0	0	2000
(e- x)	Qualified Foreign Investor - Individual	0	0	0	0	0	0	0	0	0	0	0	0	0	0	0	0	0	0	0	0	0	0	0
(e- xi)	Qualified Foreign Investor - Corporate	0	0	0	0	0	0	0	0	0	0	0	0	0	0	0	0	0	0	0	0	0	0	0
(e- xii)	Unclaimed Susp A/c	0	0	0	0	0	0	0	0	0	0	0	0	0	0	0	0	0	0	0	0	0	0	0
	Sub-Total(B)(3)	19236	47675811	0	0	47675811	58.81	47675811	0	47675811	58.81	0	0	0	0	0	0	0	0	0	0	0	0	46164456
	Total Public Shareholding (B)=(B)(1)+(B)(2)+(B)(3)	19258	51464705	0	0	51464705	63.52	51464705	0	51464705	63.52	0	0	0	0	0	0	0	0	0	0	0	0	49943350

* X = Equity




Table IV - Statement showing shareholding pattern of the Non Promoter-Non Public Shareholder

Category & Name of the Shareholders (i)	PAN (ii)	No. of share holders (iii)	No. of fully paid up equity shares held (iv)	Partly paid-up equity shares held (v)	Nos. of shares underlying/ Depository Receipts (vi)	Total nos. shares held (vii = iv+v+vi)	Share holding % calculate d as per SCRR, 19 57 As a % of (A+B+C2) (viii)	Number of Voting Rights held in each class of Securities (ix)			Total as a % of Total Voting rights	No. of Shares Outstanding convertible securities (including Warrants) (X)	Shareholding as a % assuming full conversion of convertible securities (as a percentage of diluted share capital) (xi)=(vii)+(X)	Number of Locked in shares (Xii)		Number of Shares pledged or otherwise encumbered (Xiii)		Number of equity shares held in dematerialized form (XIV)
								Class X*	Class Y	Total				No. (a)	As a % of total Shares held (b)	No. (a)	As a % of total shares held (b)	
1 Custodian/DR Holder																		
(a) Custodian/DR Holder		0	0	0	0	0	N.A	0	0	0	0	0	0	0	0	0	0	0
Sub-Total(CX1)		0	0	0	0	0	N.A	0	0	0	0	0	0	0	0	0	0	0
Employee Benefit Trust (under SEBI (Share based Employee Benefit																		
2 Regulations, 2014)																		
Employees Benefit Trust (Under SEBI (Share based Employee Benefit																		
2 Regulations, 2014		0	0	0	0	0	0	0	0	0	0	0	0	0	0	0	0	0
(a) Regulations, 2014		0	0	0	0	0	0	0	0	0	0	0	0	0	0	0	0	0
Sub-Total(CX2)		0	0	0	0	0	0	0	0	0	0	0	0	0	0	0	0	0
Total Non-Promoter-Non Public Shareholding (C)=(CX1)+(CX2)		0	0	0	0	0	0	0	0	0	0	0	0	0	0	0	0	0

* X = Equity

