



Vivimed

Date: 12th October, 2016

BSE Limited Phiroze JeeJeebhoy Towers, Dalal Street , Mumbai-400001	National Stock Exchange of India Limited Exchange Plaza, Plot No.C/, G Block, Bandra Kurla Complex, Bandra (East) Mumbai-400051
--	---

Dear Sir/Madam,

Sub: Share Holding Pattern for the quarter ended September 30th, 2016 – reg.

With reference to the Captioned subject, we are hereby enclosing the Share Holding Pattern for the quarter ended September 30th, 2016

We request you to take this on record.

Kindly acknowledge the receipt of the same.

Thanking you
Yours Truly,
For Vivimed Labs Limited


Santosh Varalwar
Managing Director



Format of holding of specified securities

- 1 Name of the Listed Entity : VIVIMED LABS LIMITED
 2 Scrip Code/Name of Scrip/Class of Security : 532660/VIVIMED LABS LIMITED/EQUITY
 3 Share Holding Pattern Filed under : Reg.31(1)(a)/Reg.31(1)(b)/Reg.31(1)(c)
 a. If under 31(1)(b) then indicate the report for Quarter ending : 30/09/2016
 b. If under 31(1)(c) then indicate date of allotment/extinguishment

4 Declaration: The Listed entity is required to submit the following declaration to the extent of submission of information :-

	Particulars	*Yes	No*
1	Whether the Listed Entity has issued any partly paid up shares?		No
2	Whether the Listed Entity has issued any Convertible Securities or Warrants?	Yes	
3	Whether the Listed Entity has any shares against which depository receipts are issued?		No
4	Whether the Listed Entity has any shares in locked-in?		No
5	Whether any shares held by promoters are pledge or otherwise encumbered?	Yes	



(Handwritten signature)

Table I - Summary Statement holding of specified securities

Category (i)	Category of shareholder (ii)	No. of shareholders (iii)	No. of fully paid up equity shares held (iv)	No. of Partly paid-up equity shares held (v)	Nos. of shares underlying Depository Receipts (vi)	Total nos. shares held (vii = iv+v+vi)	Shareholding as a % of total no. of shares (calculated as per SCRR, 1957)(Viii) As a % of (A+B+C2)	Number of Voting Rights held in each class of Securities (ix)				No. of Shares Underlying Outstanding convertible securities (including Warrants) (X)	Shareholding as a % assuming full conversion of convertible securities (as a percentage of diluted share capital) (xi)=(vii)+(x) as a % of (A+B+C2)	Number of Locked in shares (Xii)		Number of Shares pledged or otherwise encumbered (Xiii)		Number of equity shares held in dematerialized form (XIV)
								No. of Voting Rights			Total as a % of (A+B+C)			No. (a)	As a % of total Shares held (b)	No. (a)	As a % of total shares held (b)	
								Class eg: X*	Class eg: Y	Total								
(A)	Promoter & Promoter Group	17	30164210	0	0	30164210	37.23	30164210	0	30164210	37.23	0	36.11	0	0	26254225	32.4	30164210
(B)	Public	11351	50854705	0	0	50854705	62.77	50854705	0	50854705	62.77	2500000	63.89	0	0	N.A	N.A	49298350
(C)	Non Promoter-Non Public																	
(C1)	Shares underlying DRs	0	0	0	0	0	N.A	0	0	0	0	0	0	0	0	N.A	N.A	0
(C2)	Shares held by Employee Trusts	0	0	0	0	0	0	0	0	0	0	0	0	0	0	N.A	N.A	0
	Total	11368	81018915	0	0	81018915	100	81018915	0	81018915	100	2500000	100	0	0	26254225	32.4	79462560

*X = Equity




Table II - Statement showing shareholding pattern of the Promoter and Promoter Group

Category & Name of the Shareholders (i)	PAN (ii)	No. of share holders (iii)	No. of fully paid up equity shares held (iv)	Partly paid-up equity shares held (v)	Nos. of shares underlying Depository Receipts (vi)	Total nos. shares held (vii = iv+v+vi)	Share holding % calculated as per SCRR, 19 57 As a % of (A+B+C2) (viii)	Number of Voting Rights held in each class of Securities (ix)			No. of Shares Underlying Outstanding convertible securities (including Warrants) (X)	Shareholding as a % assuming full conversion of convertible securities (as a percentage of diluted share capital) (xi)=(vii)+(x) as a % of A+B+C2	Number of Locked in shares (Xii)		Number of Shares pledged or otherwise encumbered (Xiii)		Number of equity shares held in dematerialized form (Xiv)	
								No. of Voting Rights					Total as a % of Total Voting rights	No. (a)	As a % of total Shares held (b)	No. (a)		As a % of total shares held (b)
								Class X*	Class Y	Total								
1 Indian																		
(a) Individuals/Hindu undivided Family		15	17577045	0	0	17577045	21.7	17577045	0	17577045	21.7	0	21.05	0	0	14973995	85.19	17577045
SHEETAL VARALWAR	AEPV8880C	1	573985	0	0	573985	0.71	573985	0	573985	0.71	0	0.69	0	0	0	0	573985
VITHABAI VARALWAR	AAVPV8973A	1	973345	0	0	973345	1.2	973345	0	973345	1.2	0	1.17	0	0	950000	97.6	973345
S RAGHUNANDAN	AOQPS0378P	1	317500	0	0	317500	0.39	317500	0	317500	0.39	0	0.38	0	0	0	0	317500
VARALWAR SANDEEP	ABHPV1125B	1	3060965	0	0	3060965	3.78	3060965	0	3060965	3.78	0	3.66	0	0	3060000	99.96	3060965
VARALWAR SUBHASH	AAVPV8718M	1	1675000	0	0	1675000	2.07	1675000	0	1675000	2.07	0	2.01	0	0	1250000	74.62	1675000
SUJATHA VARALWAR	AEAPV4693N	1	2393995	0	0	2393995	2.95	2393995	0	2393995	2.95	0	2.87	0	0	2393995	100	2393995
CHANDRASHEKHARRAO SUDIGALI	AQWPS1148M	1	50095	0	0	50095	0.06	50095	0	50095	0.06	0	0.06	0	0	0	0	50095
SATISH GOOTY AGRAHARAM	ACLPV3588L	1	55635	0	0	55635	0.07	55635	0	55635	0.07	0	0.07	0	0	0	0	55635
VIJAYKUMAR VARALWAR	AANPV8713C	1	150000	0	0	150000	0.19	150000	0	150000	0.19	0	0.18	0	0	0	0	150000
MADHAVI VARALWAR	AAVPV8779N	1	200000	0	0	200000	0.25	200000	0	200000	0.25	0	0.24	0	0	0	0	200000
SANTOSH VARALWAR	ABIPV8428L	1	6099050	0	0	6099050	7.52	6099050	0	6099050	7.52	0	7.30	0	0	6095000	99.93	6099050
MANOHAR RAO VARALWAR	ABIPV8430A	1	1744225	0	0	1744225	2.15	1744225	0	1744225	2.15	0	2.09	0	0	1225000	70.23	1744225
MAMATHA GURNUKAR	ACAPV3882A	1	150000	0	0	150000	0.19	150000	0	150000	0.19	0	0.18	0	0	0	0	150000
VARALWAR PADMA	AFRPV1127R	1	33250	0	0	33250	0.04	33250	0	33250	0.04	0	0.04	0	0	0	0	33250
NEELIMA VIJAYA VARALWAR	AAHPV2888E	1	100000	0	0	100000	0.12	100000	0	100000	0.12	0	0.12	0	0	0	0	100000
Central Government/ State Government(s)		0	0	0	0	0	0	0	0	0	0	0	0.00	0	0	0	0	0
(c) Financial Institutions/Banks		0	0	0	0	0	0	0	0	0	0	0	0.00	0	0	0	0	0
(d-i) Corporate Bodies		2	12587165	0	0	12587165	15.53	12587165	0	12587165	15.53	0	15.06	0	0	11280230	59.72	12587165
BBR PROJECTS PRIVATE LIMITED	AADC86879Q	1	11882165	0	0	11882165	14.66	11882165	0	11882165	14.66	0	14.22	0	0	11280230	94.93	11882165
BUTTERFLY AGRI PRODUCTS (P) LTD	AAACB8388D	1	705000	0	0	705000	0.87	705000	0	705000	0.87	0	0.84	0	0	0	0	705000
(d-ii) Corporate Bodies - Group Company		0	0	0	0	0	0	0	0	0	0	0	0	0	0	0	0	0
(d-iii) Trust/ Promoter		0	0	0	0	0	0	0	0	0	0	0	0	0	0	0	0	0
(d-iv) Directors/Promoters & their Relatives & Friends		0	0	0	0	0	0	0	0	0	0	0	0	0	0	0	0	0
Sub-Total(A)(1)		17	30164210	0	0	30164210	37.23	30164210	0	30164210	37.23	0	36.11	0	0	26254225	87.03	30164210
2 Foreign																		
(a) Individuals(Non-Resident Individuals/ Foreign Individuals)		0	0	0	0	0	0	0	0	0	0	0	0	0	0	0	0	0
(b) Government		0	0	0	0	0	0	0	0	0	0	0	0	0	0	0	0	0
(c) Institutions		0	0	0	0	0	0	0	0	0	0	0	0	0	0	0	0	0
(d) Foreign Portfolio Investor		0	0	0	0	0	0	0	0	0	0	0	0	0	0	0	0	0
(f-i) Corporate Bodies - Foreign Body		0	0	0	0	0	0	0	0	0	0	0	0	0	0	0	0	0
(f-ii) Corporate Bodies - OCB Non Repatriable		0	0	0	0	0	0	0	0	0	0	0	0	0	0	0	0	0
(f-iii) Corporate Bodies - OCB Repatriable		0	0	0	0	0	0	0	0	0	0	0	0	0	0	0	0	0
(f-iv) Foreign Institutional Investor (FII) - Others		0	0	0	0	0	0	0	0	0	0	0	0	0	0	0	0	0
(f-v) Foreign Institutional Investor (FII) - DR		0	0	0	0	0	0	0	0	0	0	0	0	0	0	0	0	0
(f-vi) Bank - Foreign Bank		0	0	0	0	0	0	0	0	0	0	0	0	0	0	0	0	0
(f-vii) Trust		0	0	0	0	0	0	0	0	0	0	0	0	0	0	0	0	0
Sub-Total(A)(2)		0	0	0	0	0	0	0	0	0	0	0	0	0	0	0	0	0





Table III - Statement showing shareholding pattern of the Public shareholder

Category & Name of the Shareholders (i)	PAN (ii)	No. of share holders (iii)	No. of fully paid up equity shares held (iv)	Partly paid-up equity shares held (v)	Nos. of shares underlying Depository Receipts (vi)	Total nos. shares held (vii = iv+v+vi)	Share holding % calculated as per SCRR, 1957 As a % of (A+B+C2) (viii)	Number of Voting Rights held in each class of Securities (ix)			No. of Shares Underlying Outstanding convertible securities (including Warrants) (X)	Shareholding as a % assuming full conversion of convertible securities (as a percentage of diluted share capital) (xi)=(vii)+(x) as a % of A+B+C2	Number of Locked in shares (Xii)		Number of Shares pledged or otherwise encumbered (Xiii)		Number of equity shares held in dematerialized form (XIV)	
								No. of Voting Rights					Total as a % of Total Voting rights	No. (a)	As a % of total Shares held (b)	No. (a)		As a % of total shares held (b)
								Class X*	Class Y	Total								
1 Institutions																		
(a) Mutual Funds		1	238490	0	0	238490	0.29	238490	0	238490	0.29	0	0.29	0	0	N.A	N.A	238490
(b) Venture Capital Funds		0	0	0	0	0	0	0	0	0	0	0	0.00	0	0	N.A	N.A	0
(c) Alternate Investment Funds		0	0	0	0	0	0	0	0	0	0	0	0.00	0	0	N.A	N.A	0
(d) Foreign Venture Capital Investors		0	0	0	0	0	0	0	0	0	0	0	0.00	0	0	N.A	N.A	0
(e) Foreign Portfolio Investor		7	1830171	0	0	1830171	2.26	1830171	0	1830171	2.26	0	2.19	0	0	N.A	N.A	1830171
KOTAK MAHINDRA (INTERNATIONAL) LIMITED	AABCK7779G	1	1219300	0	0	1219300	1.5	1219300	0	1219300	1.5	0	1.46	0	0	N.A	N.A	1219300
(f) Financial Institutions/Banks		2	87802	0	0	87802	0.11	87802	0	87802	0.11	0	0.11	0	0	N.A	N.A	87802
(g) Insurance Companies		0	0	0	0	0	0	0	0	0	0	0	0.00	0	0	N.A	N.A	0
(h) Provident Funds/ Pension Funds		0	0	0	0	0	0	0	0	0	0	0	0.00	0	0	N.A	N.A	0
(i-i) Bank - Foreign Bank		0	0	0	0	0	0	0	0	0	0	0	0.00	0	0	N.A	N.A	0
(i-ii) Foreign Institutional Investors		2	73890	0	0	73890	0.09	73890	0	73890	0.09	0	0.09	0	0	N.A	N.A	73890
Sub-Total(B)(1)		12	2230353	0	0	2230353	2.75	2230353	0	2230353	2.75	0	2.67	0	0	N.A	N.A	2230353
Central Government/State Government(s)/President of India													0.00					
(a) Government(s)/ President of India		1	96130	0	0	96130	0.12	96130	0	96130	0.12	0	0.12	0	0	N.A	N.A	96130
Sub-Total(B)(2)		1	96130	0	0	96130	0.12	96130	0	96130	0.12	0	0.12	0	0	N.A	N.A	96130
3 Non-Institutions																		
(a-i) Individual shareholders holding nominal share capital up to Rs.2 lakhs		10480	10765527	0	0	10765527	13.29	10765527	0	10765527	13.29	150000	13.06	0	0	N.A	N.A	10579012
(a-ii) Individual shareholders holding nominal share capital excess Rs.2 lakhs		18	9381880	0	0	9381880	11.58	9381880	0	9381880	11.58	2350000	14.04	0	0	N.A	N.A	9381880
NISHA JIGNESH MEHTA	AGMPM9537E	1	1357775	0	0	1357775	1.68	1357775	0	1357775	1.68	0	1.63	0	0	N.A	N.A	1357775
NARENDRA KUMAR AGARWAL	AAGFR0822H	1	2220000	0	0	2220000	2.74	2220000	0	2220000	2.74	0	2.66	0	0	N.A	N.A	2220000
JIGNESH JASWANTRAI MEHTA	AVPM4759M	1	1030475	0	0	1030475	1.27	1030475	0	1030475	1.27	0	1.23	0	0	N.A	N.A	1030475
ASHISH KACHOLIA	AADPK0757F	1	1373713	0	0	1373713	1.7	1373713	0	1373713	1.7	0	1.64	0	0	N.A	N.A	1373713
(b) NBFCs Registered with RBI		1	2500	0	0	2500	0	2500	0	2500	0	0	0.00	0	0	N.A	N.A	2500
(c) Eployess Trusts		0	0	0	0	0	0	0	0	0	0	0	0.00	0	0	N.A	N.A	0
(d) Overseas Depositories (holding DRs) (balancing figure)		0	0	0	0	0	0	0	0	0	0	0	0.00	0	0	N.A	N.A	0
(e-i) Non-Resident Indian (NRI) - Non Repatriable		41	113068	0	0	113068	0.14	113068	0	113068	0.14	0	0.14	0	0	N.A	N.A	113068
(e-ii) Non-Resident Indian (NRI) - Repatriable		167	3107659	0	0	3107659	3.84	3107659	0	3107659	3.84	0	3.72	0	0	N.A	N.A	3107659
SAMEER MAHENDRA SAMPAT	AAEPS4095B	1	1359165	0	0	1359165	1.68	1359165	0	1359165	1.68	0	1.63	0	0	N.A	N.A	1359165
(e-iii) Corporate Bodies		309	7788161	0	0	7788161	9.62	7788161	0	7788161	9.33	0	9.80	0	0	N.A	N.A	7788161
RAVISHA FINANCIAL SERVICES PRIVATE LIMITED	AAACR4982K	1	895585	0	0	895585	1.11	895585	0	895585	1.11	0	1.07	0	0	N.A	N.A	895585
(e-iv) Corporate Bodies - Foreign Bodies		2	12600605	0	0	12600605	15.55	12600605	0	12600605	15.55	0	15.09	0	0	N.A	N.A	12600605
NYLIM JACOB BALLAS INDIA FUND III, LLC	AACCN5365J	1	3449920	0	0	3449920	4.26	3449920	0	3449920	4.26	0	4.13	0	0	N.A	N.A	3449920
KITARA PIIN 1102	AAECK4361P	1	9150685	0	0	9150685	11.29	9150685	0	9150685	11.29	0	10.96	0	0	N.A	N.A	9150685
(e-ix) Cleaning Member		318	3397982	0	0	3397982	4.19	3397982	0	3397982	4.19	0	4.07	0	0	N.A	N.A	3397982



(e-v)	Corporate Bodies - OCB Non Repatriable	0	0	0	0	0	0	0	0	0	0	0	0	0.00	0	0	N.A	N.A	0
(e-vi)	Corporate Bodies - OCB Repatriable	0	0	0	0	0	0	0	0	0	0	0	0	0.00	0	0	N.A	N.A	0
(e-vii)	Foreign National - FN	1	1369840	0	0	1369840	1.69	1369840	0	1369840	1.69	0	1.64	0	0	0	N.A	N.A	0
	WILLIAM F HARVEY	1	1369840	0	0	1369840	1.69	1369840	0	1369840	1.69	0	1.64	0	0	0	N.A	N.A	0
(e-viii)	Trust	1	1000	0	0	1000	0	1000	0	1000	0	0	0.00	0	0	0	N.A	N.A	1000
(e-x)	Qualified Foreign Investor - Individual	0	0	0	0	0	0	0	0	0	0	0	0.00	0	0	0	N.A	N.A	0
(e-xi)	Qualified Foreign Investor - Corporate	0	0	0	0	0	0	0	0	0	0	0	0.00	0	0	0	N.A	N.A	0
(e-xii)	Unclaimed Susp A/c	0	0	0	0	0	0	0	0	0	0	0	0.00	0	0	0	N.A	N.A	0
	Sub-Total(B)(3)	11338	48528222	0	0	48528222	59.9	48528222	0	48528222	59.9	2500000	61.27	0	0	0	N.A	N.A	46971867
	Total Public Shareholding (B)=(B)(1)+(B)(2)+(B)(3)	11351	50854705	0	0	50854705	62.77	50854705	0	50854705	62.77	2500000	63.89	0	0	0	N.A	N.A	49298350

*X = Equity




Table IV - Statement showing shareholding pattern of the Non Promoter-Non Public Shareholder

Category & Name of the Shareholders (i)	PAN (ii)	No. of share holders (iii)	No. of fully paid up equity shares held (iv)	Partly paid-up equity shares held (v)	Nos. of shares underlying Depository Receipts (vi)	Total nos. shares held (vii = iv+v+vi)	Share holding % calculated as per SCRR, 1957 As a % of (A+B+C2) (viii)	Number of Voting Rights held in each class of Securities (ix)				No. of Shares Underlying Outstanding convertible securities (including Warrants) (X)	Shareholding as a % assuming full conversion of convertible securities (as a percentage of diluted share capital) (xi)=(vii)+(x) as a % of A+B+C2	Number of Locked in shares (Xii)		Number of Shares pledged or otherwise encumbered (Xiii)		Number of equity shares held in dematerialized form (XIV)	
								No. of Voting Rights			Total as a % of Total Voting rights			No. (a)	As a % of total Shares held (b)	No. (a)	As a % of total shares held (b)		
								Class X*	Class Y	Total									
1 Custodian/DR Holder																			
(a) Custodian/DR Holder		0	0	0	0	0	N.A	0	0	0	0	0	0	0	0	0	N.A	N.A	0
Sub-Total(C)(1)		0	0	0	0	0	N.A	0	0	0	0	0	0	0	0	0	N.A	N.A	0
2 Employee Benefit Trust (under SEBI (Share based Employee Benefit Regulations, 2014)																			
(a) Employees Benefit Trust (Under SEBI (Share based Employee Benefit) Regulations, 2014		0	0	0	0	0	0	0	0	0	0	0	0	0	0	0	N.A	N.A	0
Sub-Total(C)(2)		0	0	0	0	0	0	0	0	0	0	0	0	0	0	0	N.A	N.A	0
Total Non-Promoter-Non Public Shareholding (C)=(C)(1)+(C)(2)		0	0	0	0	0	0	0	0	0	0	0	0	0	0	0	N.A	N.A	0

*X = Equity

