



**Vivimed**

Date: 20.07.2023

To

BSE Limited  
P.J.Towers, Dalal Street,  
Mumbai – 400001  
**BSE - Code : 532660**

National Stock Exchange of India Ltd.  
Exchange Plaza, Plot no. C/1, G Block,  
Bandra-Kurla Complex, Bandra (E)  
Mumbai - 400 051  
**NSE- Symbol: VIVIMEDLAB**

Dear Sir/Madam,

**Sub: Share Holding Pattern for the quarter ended 30<sup>th</sup> June, 2023 – reg.**

With reference to the Captioned subject, we are hereby enclosing the Share Holding Pattern for the quarter ended 30<sup>th</sup> June, 2023

We request you to take this on record.

Kindly acknowledge the receipt of the same.

Thanking you  
**Yours Truly,**  
**For Vivimed Labs Limited**

**Santosh Varalwar**  
**Managing Director**



## Format of holding of specified securities

- 1 Name of the Listed Entity : VIVIMED LABS LIMITED  
 2 Scrip Code/Name of Scrip/Class of Security : 532660/VIVIMED LABS LIMITED/EQUITY  
 3 Share Holding Pattern Filed under : Reg.31(1)(b)  
 a. If under 31(1)(b) then indicate the report for Quarter ending : 30/06/2023  
 b. If under 31(1)(c) then indicate date of allotment/extinguishment  
 4 Isin : INE526G01021

## 5 Declaration: The Listed entity is required to submit the following declaration to the extent of submission of information :-

Particulars	*Yes	No*	Promoter and Promoter Group	Public Share Holders	Non Promoter-Non Public
1 Whether the Listed Entity has issued any partly paid up shares?		No	No	No	No
2 Whether the Listed Entity has issued any Convertible Securities?	Yes		No	Yes	Yes
3 Whether the Listed Entity has issued any Warrants?		No	No	No	No
4 Whether the Listed Entity has any shares against which depository receipts are issued?		No	No	No	No
5 Whether the Listed Entity has any shares in locked-in?	Yes		Yes	NO	No
6 Whether any shares held by promoters are pledge or otherwise encumbered?	Yes		Yes		
7 Whether company has equity shares with differential voting rights?		No	No	No	No
8 Whether the listed entity has any significant beneficial owner?		No			




Table I - Summary Statement holding of specified securities

Category (i)	Category of shareholder (ii)	No. of shareholders (iii)	No. of fully paid up equity shares held (iv)	No. of Partly paid-up equity shares held (v)	Nos. of shares underlying Depository Receipts (vi)	Total nos. shares held (vii = iv+v+vi)	Shareholding as a % of total no. of shares (calculated as per SCRR, 1957)(viii) As a % of (A+B+C2)	Number of Voting Rights held in each class of Securities (ix)				No. of Shares Underlying Outstanding convertible securities (including Warrants) (X)	Shareholding as a % assuming full conversion of convertible securities (as a percentage of diluted share capital) (xi)=(vii)+(x) as a % of (A+B+C2)	Number of Locked in shares (Xii)		Number of Shares pledged or otherwise encumbered (Xiii)		Number of equity shares held in dematerialized form (XIV)
								No. of Voting Rights			Total as a % of (A+B+C)			No. (a)	As a % of total Shares held (b)	No. (a)	As a % of total shares held (b)	
								Class eg: X*	Class eg: Y	Total								
(A)	Promoter & Promoter Group	16	17364635	0	0	17364635	20.94	17364635		17364635	20.94	0	20.33	200000	1.15	6435933	37.06	17364635
(B)	Public	49487	65549280	0	0	65549280	79.06	65549280	0	65549280	79.67	2500000	79.67	0	0	N.A	N.A	64151580
(C)	Non Promoter-Non Public																	
(C1)	Shares underlying DRs	0	0	0	0	0	N.A	0	0	0	0	0	0	0	0	N.A	N.A	0
(C2)	Shares held by Employee Trusts	0	0	0	0	0	0	0	0	0	0	0	0	0	0	N.A	N.A	0
	<b>Total</b>	<b>49503</b>	<b>82913915</b>	<b>0</b>	<b>0</b>	<b>82913915</b>	<b>100</b>	<b>82913915</b>	<b>0</b>	<b>82913915</b>	<b>100</b>	<b>2500000</b>	<b>100</b>	<b>200000</b>	<b>0.24</b>	<b>6435933</b>	<b>7.76</b>	<b>81516215</b>

\*X = Equity




Table II - Statement showing shareholding pattern of the Promoter and Promoter Group

Category & Name of the Shareholders (i)	Entity type i.e. promoter OR promoter group entity (except promoter)	PAN (ii)	No. of share holders (iii)	No. of fully paid up equity shares held (iv)	Partly paid-up equity shares held (v)	Nos. of shares underlying Depository Receipts (vi)	Total nos. shares held (vii) = iv+v+vi)	Share holding % calculated as per SCRR, 1957 As a % of (A+B+C2) (viii)	Number of Voting Rights held in each class of Securities (ix)			No. of Shares Underlying Outstanding convertible securities (including Warrants) (X)	Shareholding as a % assuming full conversion of convertible securities as a percentage of diluted share capital) (xi)=(vii)×(x) as a % of A+B+C2	Number of Locked in shares (Xii)		Number of Shares pledged or otherwise encumbered (Xiii)		Number of equity shares held in dematerialized form (Xiv)	
									No. of Voting Rights					Total as a % of Total Voting rights	No. (a)	As a % of total Shares held (b)	No. (a)		As a % of total shares held (b)
									Class X*	Class Y	Total								
1 Indian																			
(a) Individuals/Hindu undivided Family			15	7869131	0	0	7869131	9.49	7869131	0	7869131	9.49	0	9.21	200000	2.53	3297199	41.90	7869131
SANTOSH VARALWAR	promoter	ABIPV8428L	1	1300254	0	0	1300254	1.56	1300254	0	1300254	1.56	0	1.50	0	0	103204	7.94	1300254
MANOHAR RAO VARALWAR	promoter	ABIPV8430A	1	1034225	0	0	1034225	1.27	1034225	0	1034225	1.27	0	1.21	0	0	900000	87.02	1034225
VARALWAR SUBHASH	promoter	AAVPV8718M	1	1616200	0	0	1616200	1.95	1616200	0	1616200	1.95	0	1.89	0	0	1250000	77.34	1616200
VARALWAR SANDEEP	promoter	ABHPV1125B	1	1875647	0	0	1875647	2.26	1875647	0	1875647	2.26	0	2.20	0	0	500000	26.66	1875647
VITHABAI VARALWAR	promoter	AAVPV8973A	1	23345	0	0	23345	0.03	23345	0	23345	0.03	0	0.03	0	0	0	0.00	23345
MAMATHA GURNUKAR	promoter	ACAPG3882A	1	150000	0	0	150000	0.18	150000	0	150000	0.18	0	0.18	0	0	150000	100	150000
SUJATHA VARALWAR	promoter	AEAPV4693N	1	393995	0	0	393995	0.48	393995	0	393995	0.47	0	0.46	0	0	393995	100	393995
MADHAVI VARALWAR	promoter	AAVPV8779N	1	200000	0	0	200000	0.24	200000	0	200000	0.24	0	0.23	200000	100	0	0	200000
NEELIMA VIJAYA VARALWAR	promoter	AAHPV2888E	1	100000	0	0	100000	0.12	100000	0	100000	0.12	0	0.12	0	0	0	0	100000
VIJAYKUMAR VARALWAR	promoter	AANPV8713C	1	150000	0	0	150000	0.18	150000	0	150000	0.18	0	0.18	0	0	0	0	150000
SATISH GOOTY AGRAHARAM	promoter	ACLPA3588L	1	55635	0	0	55635	0.07	55635	0	55635	0.07	0	0.07	0	0	0	0	55635
SHEETAL VARALWAR	promoter	AEPPV8890C	1	568985	0	0	568985	0.69	568985	0	568985	0.69	0	0.67	0	0	0	0	568985
VARALWAR PADMA	promoter	AFRPV1127R	1	33250	0	0	33250	0.04	33250	0	33250	0.04	0	0.04	0	0	0	0	33250
S RAGHUNANDAN	promoter	AOQPS0378P	1	317500	0	0	317500	0.38	317500	0	317500	0.38	0	0.37	0	0	0	0	317500
CHANDRASHEKHARRAO SUDIGALI	promoter	AQWPS1148M	1	50095	0	0	50095	0.06	50095	0	50095	0.06	0	0.06	0	0	0	0	50095
Central Government/ State Government(s)			0	0	0	0	0	0	0	0	0	0	0	0	0	0	0	0	0
(c) Financial Institutions/Banks			0	0	0	0	0	0	0	0	0	0	0	0	0	0	0	0	0
(d-i) Corporate Bodies			1	9495504	0	0	9495504	11.45	9495504	0	9495504	11.45	0	11.12	0	0	3138734	33.05	9495504
BBR PROJECTS PRIVATE LIMITED	promoter group	AACCB7153J	1	9495504	0	0	9495504	11.45	9495504	0	9495504	11.45	0	11.12	0	0	3138734	33.05	9495504
Corporate Bodies - Group Company			0	0	0	0	0	0	0	0	0	0	0	0	0	0	0	0	0
(d-ii) Trust/ Promoter			0	0	0	0	0	0	0	0	0	0	0	0	0	0	0	0	0
(d-iii) Directors/Promoters & their Relatives & Friends			0	0	0	0	0	0	0	0	0	0	0	0	0	0	0	0	0
(d-iv) Sub-Total(A)(1)			16	17364635	0	0	17364635	20.94	17364635	0	17364635	20.94	0	20.33	200000	1.15	6435933	37.06	17364635
Foreign Individuals(Non-Resident Individuals/ Foreign Individuals)			0	0	0	0	0	0	0	0	0	0	0	0	0	0	0	0	0
(a) Government			0	0	0	0	0	0	0	0	0	0	0	0	0	0	0	0	0
(b) Institutions			0	0	0	0	0	0	0	0	0	0	0	0	0	0	0	0	0
(c) Foreign Portfolio Investor			0	0	0	0	0	0	0	0	0	0	0	0	0	0	0	0	0
(d) Corporate Bodies - Foreign Body			0	0	0	0	0	0	0	0	0	0	0	0	0	0	0	0	0
(f-i) Corporate Bodies - OCB Non Repatriable			0	0	0	0	0	0	0	0	0	0	0	0	0	0	0	0	0
(f-ii) Corporate Bodies - OCB Repatriable			0	0	0	0	0	0	0	0	0	0	0	0	0	0	0	0	0
(f-iii) Foreign Institutional Investor (FII) - Others			0	0	0	0	0	0	0	0	0	0	0	0	0	0	0	0	0
(f-iv) Foreign Institutional Investor (FII) - DR			0	0	0	0	0	0	0	0	0	0	0	0	0	0	0	0	0
(f-v) Bank - Foreign Bank			0	0	0	0	0	0	0	0	0	0	0	0	0	0	0	0	0
(f-vi) Trust			0	0	0	0	0	0	0	0	0	0	0	0	0	0	0	0	0
(f-vii) Sub-Total(A)(2)			0	0	0	0	0	0	0	0	0	0	0	0	0	0	0	0	0
Total shareholding of Promoter and Promoter Group (A)=(A)(1)+(A)(2)			16	17364635	0	0	17364635	20.94	17364635	0	17364635	20.94	0	20.33	200000	1.15	6435933	37.06	17364635

\*X = Equity

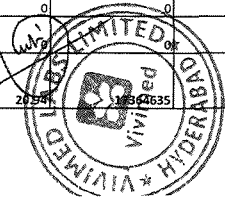



Table III - Statement showing shareholding pattern of the Public shareholder

Category & Name of the Shareholders (i)	PAN (ii)	No. of share holders (iii)	No. of fully paid up equity shares held (iv)	Partly paid-up equity shares held (v)	Nos. of shares underlying Depository Receipts (vi)	Total nos. shares held (vii) = iv+v+vi	Share holding % calculate d as per SCRR,1957 As a % of (A+B+C2) (viii)	Number of Voting Rights held in each class of Securities (ix)				No. of Shares Underlying Outstanding convertible securities (including Warrants) (X)	Shareholding as a % assuming full conversion of convertible securities (as a percentage of diluted share capital) (xi)=(vii)*(x) as a % of A+B+C2	Number of Locked in shares (Xii)		Number of Shares pledged or otherwise encumbered (Xiii)		Number of equity shares held in dematerialized form (XIV)	Sub-Categorization of shares (XV)		
								No. of Voting Rights			Total as a % of Total Voting rights			No. (a)	As a % of total Shares held (b)	No. (a)	As a % of total shares held (b)		Share holding (No. of shares) under		
								Class X*	Class Y	Total									Sub Category (i)	Sub Category (ii)	Sub Category (iii)
<b>1 Institutions(Domestic)</b>																					
(a) Mutual Funds		0	0	0	0	0	0	0	0	0	0	0	0	0	0	0	0	0	0	0	
(b) Venture Capital Funds		0	0	0	0	0	0	0	0	0	0	0	0	0	0	0	0	0	0	0	
(c) Alternate Investment Funds		0	0	0	0	0	0	0	0	0	0	0	0	0	0	0	0	0	0	0	
(d) Banks		0	0	0	0	0	0	0	0	0	0	0	0	0	0	0	0	0	0	0	
(e) Insurance Companies		0	0	0	0	0	0	0	0	0	0	0	0	0	0	0	0	0	0	0	
(f) Provident/Pension Funds		0	0	0	0	0	0	0	0	0	0	0	0	0	0	0	0	0	0	0	
(g) Asset Reconstruction Companies		0	0	0	0	0	0	0	0	0	0	0	0	0	0	0	0	0	0	0	
(h) Sovereign Wealth Funds		0	0	0	0	0	0	0	0	0	0	0	0	0	0	0	0	0	0	0	
(i) NBFCs Registered with RBI		0	0	0	0	0	0	0	0	0	0	0	0	0	0	0	0	0	0	0	
(j) Other Financial Institutions		0	0	0	0	0	0	0	0	0	0	0	0	0	0	0	0	0	0	0	
(k) Any Other (Specify)		0	0	0	0	0	0	0	0	0	0	0	0	0	0	0	0	0	0	0	
Sub-Total(B)(1)		0	0	0	0	0	0	0	0	0	0	0	0	0	0	0	0	0	0	0	
<b>2 Institutions(Foreign)</b>																					
(a) Foreign Direct Investment		0	0	0	0	0	0	0	0	0	0	0	0	0	0	0	0	0	0	0	
(b) Foreign Venture Capital Investors		0	0	0	0	0	0	0	0	0	0	0	0	0	0	0	0	0	0	0	
(c) Sovereign Wealth Funds		0	0	0	0	0	0	0	0	0	0	0	0	0	0	0	0	0	0	0	
(d) Foreign Portfolio Investors Category I K INDIA OPPORTUNITIES FUND LIMITED CLASS S	AAFCK1911Q	5	1359791	0	0	1359791	1.64	1359791	0	1359791	1.64	0	1.59	0	0	0	N.A	N.A	1359791	0	0
(e) Foreign Portfolio Investors Category II Overseas Depositories (holding DRs) (balancing figure)		1	1219300	0	0	1219300	1.47	1219300	0	1219300	1.47	0	1.43	0	0	0	N.A	N.A	1219300	0	0
(f) Any Other (Specify)		0	0	0	0	0	0	0	0	0	0	0	0	0	0	0	0	0	0	0	
(g-i) Foreign Portfolio Investors Category III		0	0	0	0	0	0	0	0	0	0	0	0	0	0	0	0	0	0	0	
(g-ii) Foreign Institutional Investors		0	0	0	0	0	0	0	0	0	0	0	0	0	0	0	0	0	0	0	
(g-iii) Bank - Foreign Bank		0	0	0	0	0	0	0	0	0	0	0	0	0	0	0	0	0	0	0	
(g-iv) Qualified Foreign Investor - Corporate		0	0	0	0	0	0	0	0	0	0	0	0	0	0	0	0	0	0	0	
(g-v) Corporate Bodies - Foreign Bodies		0	0	0	0	0	0	0	0	0	0	0	0	0	0	0	0	0	0	0	
Sub-Total(B)(2)		5	1359791	0	0	1359791	1.64	1359791	0	1359791	1.64	0	1.59	0	0	0	N.A	N.A	1359791	0	0
<b>3 Central Government / State Government(s)</b>																					
(a) Central Government/President of India		0	0	0	0	0	0	0	0	0	0	0	0	0	0	0	0	0	0	0	
(b) State Government / Governor		0	0	0	0	0	0	0	0	0	0	0	0	0	0	0	0	0	0	0	
(c) Shareholding by Companies or Bodies Corporate where Central / State Government is a promoter		1	96130	0	0	96130	0.12	96130	0	96130	0.12	0	0.11	0	0	0	0	0	96130	0	0
Sub-Total(B)(3)		1	96130	0	0	96130	0.12	96130	0	96130	0.12	0	0.11	0	0	0	0	0	96130	0	0
<b>4 Non-institutions</b>																					
(a) Associate companies /Subsidiaries		0	0	0	0	0	0	0	0	0	0	0	0	0	0	0	0	0	0	0	
(b) Directors and their relatives (excluding independent directors and nominee directors)		0	0	0	0	0	0	0	0	0	0	0	0	0	0	0	0	0	0	0	
(c) Key Managerial Personnel		0	0	0	0	0	0	0	0	0	0	0	0	0	0	0	0	0	0	0	
(d) Relatives of promoters (other than immediate relatives of promoters disclosed under Promoter and Promoter Group category)		0	0	0	0	0	0	0	0	0	0	0	0	0	0	0	0	0	0	0	



(e)	Trusts where any person belonging to Promoter and Promoter Group category is trustee, beneficiary, or author of the trust		0	0	0	0	0	0	0	0	0	0	0	0	0	0	0	0	0	0	0	0	0		
(f)	Investor Education and Protection Fund (IEPF)		0	0	0	0	0	0	0	0	0	0	0	0	0	0	0	0	0	0	0	0	0		
(g)	Resident Individuals holding nominal share capital up to Rs. 2 lakhs		48831	42967472	0	0	42967472	51.82	42967472	0	42967472	51.82	0	50.3	0	0	0	0	N.A	N.A		42939612	0	0	
(h)	Resident Individuals holding nominal share capital in excess of Rs. 2 lakhs		19	4291188	0	0	4291188	5.18	4291188	0	4291188	5.18	2500000	7.95	0	0	0	0	0	N.A	N.A		4291188	0	0
(i)	Non Resident Indians (NRIs)		418	3666461	0	0	3666461	4.42	3666461	0	3666461	4.42	0	4.29	0	0	0	0	0	N.A	N.A		1174856	0	0
	ASHISH BHARATKUMAR SHAH	ABYFA1819Q	1	1174856	0	0	1174856	1.42	1174856	0	1174856	1.42	0	1.38	0	0	0	0	0	N.A	N.A		1174856	0	0
	SAMEER MAHENDRA SAMPAT	AAEPS4095B	1	1359165	0	0	1359165	1.64	1359165	0	1359165	1.64	0	1.59	0	0	0	0	0	N.A	N.A		1359165	0	0
(j)	Foreign Nationals		1	1369840	0	0	1369840	1.65	1369840	0	1369840	1.65	0	1.6	0	0	0	0	0	N.A	N.A		0	0	0
	WILLIAM F HARVEY		1	1369840	0	0	1369840	1.65	1369840	0	1369840	1.65	0	1.6	0	0	0	0	0	N.A	N.A		0	0	0
(k)	Foreign Companies		1	7766387	0	0	7766387	9.37	7766387	0	7766387	9.37	0	9.09	0	0	0	0	0	N.A	N.A		7766387	0	7766387
	KITARA PIIN 1102	AAECK4361P	1	7766387	0	0	7766387	9.37	7766387	0	7766387	9.37	0	9.09	0	0	0	0	0	N.A	N.A		7766387	0	7766387
(l)	Bodies Corporate		207	4022376	0	0	4022376	4.85	4022376	0	4022376	4.85	0	4.71	0	0	0	0	0	N.A	N.A		4022376	0	0
(m)	Any Other (Specify)		0	0	0	0	0	0	0	0	0	0	0	0	0	0	0	0	0	N.A	N.A		0	0	0
(m-i)	Foreign Portfolio Investor (Individual)- Category III/Public		0	0	0	0	0	0	0	0	0	0	0	0	0	0	0	0	0	N.A	N.A		0	0	0
(m-ii)	Employees		0	0	0	0	0	0	0	0	0	0	0	0	0	0	0	0	0	N.A	N.A		0	0	0
(m-iii)	Qualified Foreign Investor - Corporate		0	0	0	0	0	0	0	0	0	0	0	0	0	0	0	0	0	N.A	N.A		0	0	0
(m-iv)	Trust		2	4050	0	0	4050	0	4050	0	4050	0	0	0	0	0	0	0	0	N.A	N.A		4050	0	0
(m-x)	Independent-Directors		0	0	0	0	0	0	0	0	0	0	0	0	0	0	0	0	0	N.A	N.A		0	0	0
(m-v)	Clearing Member		2	5585	0	0	5585	0.01	5585	0	5585	0.01	0	0.01	0	0	0	0	0	N.A	N.A		5585	0	0
(m-vi)	Qualified Foreign Investor - Individual		0	0	0	0	0	0	0	0	0	0	0	0	0	0	0	0	0	N.A	N.A		0	0	0
(m-vii)	Corporate Bodies - Domestic-DR		0	0	0	0	0	0	0	0	0	0	0	0	0	0	0	0	0	N.A	N.A		0	0	0
(m-viii)	Unclaimed Susp A/c		0	0	0	0	0	0	0	0	0	0	0	0	0	0	0	0	0	N.A	N.A		0	0	0
	Sub-Total(B)(4)		49481	64093359	0	0	64093359	77.3	64093359	0	64093359	77.3	2500000	77.97	0	0	0	0	0	N.A	N.A		62695709	0	7766387
	Total Public Shareholding (B)=(B)(1)+(B)(2)+(B)(3)		49487	65549280	0	0	65549280	79.06	66006280	0	65549280	79.06	2500000	79.67	0	0	0	0	0	N.A	N.A		64151580	0	7766387

\*X = Equity





Table IV - Statement showing shareholding pattern of the Non Promoter-Non Public Shareholder

Category & Name of the Shareholders (i)	PAN (ii)	No. of share holders (iii)	No. of fully paid up equity shares held (iv)	Partly paid-up equity shares held (v)	Nos. of shares underlying Depository Receipts (vi)	Total nos. shares held (vii) = iv+v+vi	Share holding % calculated as per SCRR, 1957 As a % of (A+B+C2) (viii)	Number of Voting Rights held in each class of Securities (ix)				No. of Shares Underlying Outstanding convertible securities (including Warrants) (X)	Shareholding as a % assuming full conversion of convertible securities (as a percentage of diluted share capital) (xi)=(vii)+(x) as a % of A+B+C2	Number of Locked in shares (Xii)		Number of Shares pledged or otherwise encumbered (Xiii)		Number of equity shares held in dematerialized form (XIV)
								No. of Voting Rights			Total as a % of Total Voting rights			No. (a)	As a % of total Shares held (b)	No. (a)	As a % of total shares held (b)	
								Class X*	Class Y	Total								
<b>1 Custodian/DR Holder</b>																		
(a) Custodian/DR Holder		0	0	0	0	0	N.A	0	0	0	0	0	0	0	0	N.A	N.A	0
<b>Sub-Total(C)(1)</b>		0	0	0	0	0	N.A	0	0	0	0	0	0	0	0	N.A	N.A	0
<b>2 Employees Benefit Trust (Under SEBI (Share based Employee Benefit) Regulations, 2014</b>																		
(a) Employees Benefit Trust (Under SEBI (Share based Employee Benefit) Regulations, 2014		0	0	0	0	0	0	0	0	0	0	0	0	0	0	N.A	N.A	0
(b) Employees Benefit Trust/Employee Welfare Trust under SEBI (Share based Employee Benefits and Sweat equity) Regulations, 2021		0	0	0	0	0	0	0	0	0	0	0	0	0	0	N.A	N.A	0
<b>Sub-Total(C)(2)</b>		0	0	0	0	0	0	0	0	0	0	0	0	0	0	N.A	N.A	0
<b>Total Non-Promoter-Non Public Shareholding (C)=(C)(1)+(C)(2)</b>		0	0	0	0	0	0	0	0	0	0	0	0	0	0	N.A	N.A	0

\*X = Equity



## Annexure B

Table VI-Statement Showing foreign Ownership limits

	Benpos Date	Board approved limits	Limits Utilized
As on shareholding date	30.06.2023	74	17.31
As on the end of previous 1st quarter	31.03.2023	74	17.31
As on the end of previous 2nd quarter	31.12.2022	74	17.31
As on the end of previous 3rd quarter	30.09.2022	74	17.31
As on the end of previous 4th quarter	30.06.2022	74	17.49

