



**Vivimed**

Date: 18.07.2024

To

BSE Limited  
P.J.Towers, Dalal Street,  
Mumbai – 400001  
**BSE - Code : 532660**

National Stock Exchange of India Ltd.  
Exchange Plaza, Plot no. C/1, G Block,  
Bandra-Kurla Complex, Bandra (E)  
Mumbai - 400 051  
**NSE- Symbol: VIVIMEDLAB**

Dear Sir/Madam,

**Sub: Share Holding Pattern for the quarter ended 30<sup>th</sup> June, 2024 – reg.**

With reference to the Captioned subject, we are hereby enclosing the Share Holding Pattern for the quarter ended 30<sup>th</sup> June, 2024

We request you to take this on record.


Kindly acknowledge the receipt of the same.

Thanking you

**Yours Truly,**

**For Vivimed Labs Limited**

**Santosh Varalwar**  
Managing Director



Vivimed Labs Limited.

CIN: L02411KA1988PLC009465

Registered Office: #78/A, Kolhar Industrial Area,

Bidar, Karnataka - 585 403, India.

T +91 (0) 8462-232045. F +91 (0) 8482-232436

Email: [info@vivimedlabs.com](mailto:info@vivimedlabs.com) | [www.vivimedlabs.com](http://www.vivimedlabs.com)

Corporate Office:

6-3-666/1/G31, 3<sup>rd</sup> Floor, GMR Towers,

Greenlands, Begumpet, Hyderabad,

Telangana – 500 016, India.

GSTIN: 36AAACV6060A 1ZQ

T +91(0) 40-6608-6608. F +91(0) 40-6608-6699

## Format of holding of specified securities

- 1 Name of the Listed Entity : VIVIMED LABS LIMITED  
 2 Scrip Code/Name of Scrip/Class of Security : 532660/VIVIMED LABS LIMITED/EQUITY  
 3 Share Holding Pattern Filed under : Reg.31(1)(a)/Reg.31(1)(b)/Reg.31(1)(c)  
 a. If under 31(1)(b) then indicate the report for Quarter ending : 30/06/2024  
 b. If under 31(1)(c) then indicate date of allotment/extinguishment  
 4 Isin INE526G01021

## 5 Declaration: The Listed entity is required to submit the following declaration to the extent of submission of information :-

Particulars	*Yes	No*	Promoter and Promoter Group	Public Share Holders	Non Promoter-Non Public
1 Whether the Listed Entity has issued any partly paid up shares?		No	No	No	No
2 Whether the Listed Entity has issued any Convertible Securities?	Yes		No	Yes	Yes
3 Whether the Listed Entity has issued any Warrants?		No	No	No	No
4 Whether the Listed Entity has any shares against which depository receipts are issued?		No	No	No	No
5 Whether the Listed Entity has any shares in locked-in?		No	No	NO	No
6 Whether any shares held by promoters are pledge or otherwise encumbered?	Yes		Yes		
7 Whether company has equity shares with differential voting rights?		No	No	No	No
8 Whether the listed entity has any significant beneficial owner?					

~~Wdr~~




Table I - Summary Statement holding of specified securities

Category (i)	Category of shareholder (ii)	No. of share holders (iii)	No. of fully paid up equity shares held (iv)	No. of Partly paid-up equity shares held (v)	Nos. of shares underlying Depository Receipts (vi)	Total nos. shares held (vii = iv+v+vi)	Shareholding as a % of total no. of shares (calculated as per SCRR, 1957)(VIII) As a % of (A+B+C2)	Number of Voting Rights held in each class of Securities (ix)				No. of Shares Underlying & Outstanding convertible securities (including Warrants) (X)	Shareholding as a % assuming full conversion of convertible securities (as a percentage of diluted share capital) (xi)=(vii)+(x) as a % of (A+B+C2)	Number of Locked in shares (XII)		Number of Shares pledged or otherwise encumbered (XIII)		Number of equity shares held in dematerialized form (XIV)
								No. of Voting Rights			Total as a % of (A+B+C)			No. (a)	As a % of total Shares held (b)	No. (a)	As a % of total shares held (b)	
								Class eg:X*	Class eg:Y	Total								
(A)	Promoter & Promoter Group	16	17364635	0	0	17364635	20.94	17364635		17364635	20.94	0	20.33	200000	1.15	6435933	37.06	17364635
(B)	Public	48996	65549280	0	0	65549280	79.06	65549280	0	65549280	79.06	2500000	79.67	0	0	N.A	N.A	64149320
(C)	Non Promoter-Non Public																	
(C1)	Shares underlying DRs	0	0	0	0	0	N.A	0	0	0	0	0	0	0	0	N.A	N.A	0
(C2)	Shares held by Employee Trusts	0	0	0	0	0	0	0	0	0	0	0	0	0	0	N.A	N.A	0
	<b>Total</b>	<b>49012</b>	<b>82913915</b>	<b>0</b>	<b>0</b>	<b>82913915</b>	<b>100</b>	<b>82913915</b>	<b>0</b>	<b>82913915</b>	<b>100</b>	<b>2500000</b>	<b>100</b>	<b>0</b>	<b>0</b>	<b>953154</b>	<b>1.15</b>	<b>81513955</b>

\*X = Equity




Table II - Statement showing shareholding pattern of the Promoter and Promoter Group

Category & Name of the Shareholders (I)	Entity type i.e. promoter OR promoter group entity (except promoter)	PAN (II)	No. of share holders (III)	No. of fully paid up equity shares held (IV)	Partly paid-up equity shares held (V)	Nos. of shares underlying Depository Receipts (VI)	Total nos. shares held (VII) = IV+V+VI	Share holding % calculate d as per SCRR,1957 As a % of (A+B+C2) (VIII)	Number of Voting Rights held in each class of Securities (IX)				No. of Shares Underlying Outstanding convertible securities (including Warrants) (X)	Shareholding as a % assuming full conversion of convertible securities (as a percentage of diluted share capital) (XI)=(VII)+(X) as a % of A+B+C2	Number of Locked in shares (XII)		Number of Shares pledged or otherwise encumbered (XIII)		Number of equity shares held in dematerialized form (XIV)
									No. of Voting Rights			Total as a % of Total Voting rights			No. (a)	As a % of total Shares held (b)	No. (a)	As a % of total shares held (b)	
									Class X*	Class Y	Total								
<b>1 Indian</b>																			
(a)	Individuals/Hindu undivided Family		15	7869131	0	0	7869131	9.49	7869131	0	7869131	9.49	0	9.21	200000	2.53	3297199	41.90	7869131
	SANTOSH VARALWAR	promoter	ABIPV8428L	1300254	0	0	1300254	1.56	1300254	0	1300254	1.56	0	1.50	0	0	103204	7.94	1300254
	NEELIMA VIJAYA VARALWAR	promoter	ABIPV8430A	1034225	0	0	1034225	1.27	1034225	0	1034225	1.27	0	1.21	0	0	900000	87.02	1034225
	VIJAYKUMAR VARALWAR	promoter	AAVPV8718M	1616200	0	0	1616200	1.95	1616200	0	1616200	1.95	0	1.89	0	0	1250000	77.34	1616200
	VARALWAR SUBHASH	promoter	ABHPV1125B	1875647	0	0	1875647	2.26	1875647	0	1875647	2.26	0	2.20	0	0	500000	26.66	1875647
	MADHAVI VARALWAR	promoter	AAVPV8973A	23345	0	0	23345	0.03	23345	0	23345	0.03	0	0.03	0	0	0	0.00	23345
	VITHABAI VARALWAR	promoter	ACAPG3882A	150000	0	0	150000	0.18	150000	0	150000	0.18	0	0.18	0	0	150000	100	150000
	VARALWAR SANDEEP	promoter	AEAPV4693N	393995	0	0	393995	0.48	393995	0	393995	0.47	0	0.46	0	0	393995	100	393995
	MANOHAR RAO VARALWAR	promoter	AAVPV8779N	200000	0	0	200000	0.24	200000	0	200000	0.24	0	0.23	200000	100	0	0	200000
	MAMATHA GURNUKAR	promoter	AAHPV2888E	100000	0	0	100000	0.12	100000	0	100000	0.12	0	0.12	0	0	0	0	100000
	SATISH GOOTY AGRAHARAM	promoter	AAHPV8713C	150000	0	0	150000	0.18	150000	0	150000	0.18	0	0.18	0	0	0	0	150000
	SUJATHA VARALWAR	promoter	ACLPA3588L	55635	0	0	55635	0.07	55635	0	55635	0.07	0	0.07	0	0	0	0	55635
	SHEETAL VARALWAR	promoter	AEPPV8880C	568985	0	0	568985	0.69	568985	0	568985	0.69	0	0.67	0	0	0	0	568985
	VARALWAR PADMA	promoter	AFRPV1127R	33250	0	0	33250	0.04	33250	0	33250	0.04	0	0.04	0	0	0	0	33250
	S RAGHUNANJAN	promoter	AQOP50378P	317500	0	0	317500	0.38	317500	0	317500	0.38	0	0.37	0	0	0	0	317500
	CHANDRASHEKHARRAO SUDIGALI	promoter	AQWPS1148M	50095	0	0	50095	0.06	50095	0	50095	0.06	0	0.06	0	0	0	0	50095
	Central Government/ State Government(s)			0	0	0	0	0	0	0	0	0	0	0	0	0	0	0	0
(c)	Financial Institutions/Banks			0	0	0	0	0	0	0	0	0	0	0	0	0	0	0	0
(d-i)	Corporate Bodies		1	9495504	0	0	9495504	11.45	9495504	0	9495504	11.45	0	11.12	0	0	3138734	33.05	9495504
	BBR PROJECTS PRIVATE LIMITED	promoter group	AACCB7153J	9495504	0	0	9495504	11.45	9495504	0	9495504	11.45	0	11.12	0	0	3138734	33.05	9495504
(d-ii)	Corporate Bodies - Group Company			0	0	0	0	0	0	0	0	0	0	0	0	0	0	0	0
(d-iii)	Trust/ Promoter			0	0	0	0	0	0	0	0	0	0	0	0	0	0	0	0
(d-iv)	Directors/Promoters & their Relatives & Friends			0	0	0	0	0	0	0	0	0	0	0	0	0	0	0	0
	Sub-Total(A)(1)		16	17364635	0	0	17364635	20.94	17364635	0	17364635	20.94	0	20.33	200000	1.15	6435933	37.06	17364635
<b>2 Foreign</b>																			
(a)	Individuals(Non-Resident Individuals/ Foreign Individuals)		0	0	0	0	0	0	0	0	0	0	0	0	0	0	0	0	0
(b)	Government		0	0	0	0	0	0	0	0	0	0	0	0	0	0	0	0	0
(c)	Institutions		0	0	0	0	0	0	0	0	0	0	0	0	0	0	0	0	0
(d)	Foreign Portfolio Investor		0	0	0	0	0	0	0	0	0	0	0	0	0	0	0	0	0
(f-i)	Corporate Bodies - Foreign Body		0	0	0	0	0	0	0	0	0	0	0	0	0	0	0	0	0
(f-ii)	Corporate Bodies - OCB Non Repatriable		0	0	0	0	0	0	0	0	0	0	0	0	0	0	0	0	0
(f-iii)	Corporate Bodies - OCB Repatriable		0	0	0	0	0	0	0	0	0	0	0	0	0	0	0	0	0
(f-iv)	Foreign Institutional Investor (FII) - Others		0	0	0	0	0	0	0	0	0	0	0	0	0	0	0	0	0
(f-v)	Foreign Institutional Investor (FII) - DR		0	0	0	0	0	0	0	0	0	0	0	0	0	0	0	0	0
(f-vi)	Bank - Foreign Bank		0	0	0	0	0	0	0	0	0	0	0	0	0	0	0	0	0
(f-vii)	Trust		0	0	0	0	0	0	0	0	0	0	0	0	0	0	0	0	0
	Sub-Total(A)(2)		0	0	0	0	0	0	0	0	0	0	0	0	0	0	0	0	0
	Total shareholding of Promoter and Promoter Group (A)=(A)(1)+(A)(2)		16	17364635	0	0	17364635	20.94	17364635	0	17364635	20.94	0	20.33	200000	1.15	6435933	37.06	17364635




Table III - Statement showing shareholding pattern of the Public shareholder

Category & Name of the Shareholders (i)	PAN (ii)	No. of share holders (iii)	No. of fully paid up equity shares held (iv)	Partly paid-up equity shares held (v)	Nos. of shares underlying Depository Receipts (vi)	Total nos. shares held (vii) = iv+v+vi	Share holding % calculated as per SCRR, 1957 As a % of (A+B+C2) (viii)	Number of Voting Rights held in each class of Securities (ix)				No. of Shares Underlying Outstanding convertible securities (including Warrants) (X)	Shareholding as a % assuming full conversion of convertible securities (as a percentage of diluted share capital) (xi) = (vii) + (x) as a % of A+B+C2	Number of Locked in shares (Xii)		Number of Shares pledged or otherwise encumbered (Xiii)		Number of equity shares held in dematerialized form (Xiv)	Sub-Categorization of shares (Xv)		
								No. of Voting Rights			Total as a % of Total Voting rights			No. (a)	As a % of total shares held (b)	No. (a)	As a % of total shares held (c)		Share holding (No. of shares) under		
								Class X*	Class Y	Total									Sub Category (i)	Sub Category (ii)	Sub Category (iii)
<b>1 Institutions (Domestic)</b>																					
(a) Mutual Funds		0	0	0	0	0	0	0	0	0	0	0	0	0	0	0	0	0	0	0	0
(b) Venture Capital Funds		0	0	0	0	0	0	0	0	0	0	0	0	0	0	0	0	0	0	0	0
(c) Alternate Investment Funds		0	0	0	0	0	0	0	0	0	0	0	0	0	0	0	0	0	0	0	0
(d) Banks		0	0	0	0	0	0	0	0	0	0	0	0	0	0	0	0	0	0	0	0
(e) Insurance Companies		0	0	0	0	0	0	0	0	0	0	0	0	0	0	0	0	0	0	0	0
(f) Provident/Pension Funds		0	0	0	0	0	0	0	0	0	0	0	0	0	0	0	0	0	0	0	0
(g) Asset Reconstruction Companies		0	0	0	0	0	0	0	0	0	0	0	0	0	0	0	0	0	0	0	0
(h) Sovereign Wealth Funds		0	0	0	0	0	0	0	0	0	0	0	0	0	0	0	0	0	0	0	0
(i) NBFCs Registered with RBI		0	0	0	0	0	0	0	0	0	0	0	0	0	0	0	0	0	0	0	0
(j) Other Financial Institutions		0	0	0	0	0	0	0	0	0	0	0	0	0	0	0	0	0	0	0	0
(k) Any Other (Specify)		0	0	0	0	0	0	0	0	0	0	0	0	0	0	0	0	0	0	0	0
Sub-Total (B) [1]		0	0	0	0	0	0	0	0	0	0	0	0	0	0	0	0	0	0	0	0
<b>2 Institutions (Foreign)</b>																					
(a) Foreign Direct Investment		0	0	0	0	0	0	0	0	0	0	0	0	0	0	0	0	0	0	0	0
(b) Foreign Venture Capital Investors		0	0	0	0	0	0	0	0	0	0	0	0	0	0	0	0	0	0	0	0
(c) Sovereign Wealth Funds		0	0	0	0	0	0	0	0	0	0	0	0	0	0	0	0	0	0	0	0
(d) Foreign Portfolio Investors Category I K INDIA OPPORTUNITIES FUND LIMITED PCC - CELLS	AAFC1911Q	5	1359791	0	0	1359791	1.64	1359791	0	1359791	1.64	0	1.64	0	0	0	0	0	0	0	0
(e) Foreign Portfolio Investors Category II Overseas Depositories (holding DRs) (balancing figure)		0	0	0	0	0	0	0	0	0	0	0	0	0	0	0	0	0	0	0	0
(f) Any Other (Specify)		0	0	0	0	0	0	0	0	0	0	0	0	0	0	0	0	0	0	0	0
(g) Foreign Portfolio Investors Category III		0	0	0	0	0	0	0	0	0	0	0	0	0	0	0	0	0	0	0	0
(h) Foreign Institutional Investors		0	0	0	0	0	0	0	0	0	0	0	0	0	0	0	0	0	0	0	0
(i) Bank - Foreign Bank		0	0	0	0	0	0	0	0	0	0	0	0	0	0	0	0	0	0	0	0
(j) Qualified Foreign Investor - Corporate		0	0	0	0	0	0	0	0	0	0	0	0	0	0	0	0	0	0	0	0
(k) Corporate Bodies - Foreign Bodies		0	0	0	0	0	0	0	0	0	0	0	0	0	0	0	0	0	0	0	0
Sub-Total (B) [2]		5	1359791	0	0	1359791	1.64	1359791	0	1359791	1.64	0	1.64	0	0	0	0	0	0	0	0
<b>3 Government / State Government(s)</b>																					
(a) Central Government/President of India		0	0	0	0	0	0	0	0	0	0	0	0	0	0	0	0	0	0	0	0
(b) State Government / Governor		0	0	0	0	0	0	0	0	0	0	0	0	0	0	0	0	0	0	0	0
(c) Shareholding by Companies or Bodies Corporate where Central / State Government is a promoter		1	96130	0	0	96130	0.12	96130	0	96130	0.12	0	0.12	0	0	0	0	0	0	0	0
Sub-Total (B) [3]		1	96130	0	0	96130	0.12	96130	0	96130	0.12	0	0.12	0	0	0	0	0	0	0	0
<b>4 Non-Institutions</b>																					
(a) Associate companies / Subsidiaries		0	0	0	0	0	0	0	0	0	0	0	0	0	0	0	0	0	0	0	0
(b) Directors and their relatives (excluding independent directors and nominee directors)		0	0	0	0	0	0	0	0	0	0	0	0	0	0	0	0	0	0	0	0
(c) Key Managerial Personnel		0	0	0	0	0	0	0	0	0	0	0	0	0	0	0	0	0	0	0	0







Table IV - Statement showing shareholding pattern of the Non Promoter-Non Public Shareholder

Category & Name of the Shareholders (i)	PAN (ii)	No. of share holders (iii)	No. of fully paid up equity shares held (iv)	Partly paid-up equity shares held (v)	Nos. of shares underlying Depository Receipts (vi)	Total nos. shares held (vii) = iv+v+vi)	Share holding % calculated as per SCRR, 1957 As a % of (A+B+C2) (viii)	Number of Voting Rights held in each class of Securities (ix)				No. of Shares Underlying Outstanding convertible securities (including Warrants) (X)	Shareholding as a % assuming full conversion of convertible securities (as a percentage of diluted share capital) (xi) = (vii)+(x) as a % of A+B+C2	Number of Locked in shares (Xii)		Number of Shares pledged or otherwise encumbered (Xiii)		Number of equity shares held in dematerialized form (XIV)	
								No. of Voting Rights			Total as a % of Total Voting rights			No. (a)	As a % of total Shares held (b)	No. (a)	As a % of total shares held (b)		
								Class X*	Class Y	Total									
<b>1 Custodian/DR Holder</b>																			
(a) Custodian/DR Holder		0	0	0	0	0	N.A	0	0	0	0	0	0	0	0	N.A	N.A	0	
Sub-Total(C)(1)		0	0	0	0	0	N.A	0	0	0	0	0	0	0	0	N.A	N.A	0	
<b>2 Employees Benefit Trust (Under SEBI (Share based Employee Benefit) Regulations, 2014</b>																			
(a) Employees Benefit Trust (Under SEBI (Share based Employee Benefit) Regulations, 2014		0	0	0	0	0	0	0	0	0	0	0	0	0	0	N.A	N.A	0	
Employees Benefit Trust/Employee Welfare Trust under SEBI (Share based Employee Benefits and Sweat equity) Regulations, 2021		0	0	0	0	0	0	0	0	0	0	0	0	0	0	N.A	N.A	0	
Sub-Total(C)(2)		0	0	0	0	0	0	0	0	0	0	0	0	0	0	N.A	N.A	0	
<b>Total Non-Promoter-Non Public Shareholding (C)=(C)(1)+(C)(2)</b>		0	0	0	0	0	0	0	0	0	0	0	0	0	0	N.A	N.A	0	

\*X = Equity

*Handwritten signature/initials*



Annexure B

Table VI-Statement Showing foreign Ownership limits

	Benpos Date	Board approved limits	Limits Utilized
As on shareholding date	30.06.2024	74	17.26
As on the end of previous 1st quarter	31.03.2024	74	17.25
As on the end of previous 2nd quarter	31.12.2023	74	17.18
As on the end of previous 3rd quarter	30.09.2023	74	17.16
As on the end of previous 4th quarter	30.06.2023	74	17.08

