

Date: 14.04.2025

To
BSE Limited
P.J.Towers, Dalal Street,
Mumbai – 400001
BSE - Code : 532660

National Stock Exchange of India Ltd.
Exchange Plaza, Plot no. C/1, G Block,
Bandra-Kurla Complex, Bandra (E)
Mumbai - 400 051
NSE- Symbol: VIVIMEDLAB

Dear Sir/Madam,

Sub: Share Holding Pattern for the quarter ended 31st March, 2025 – reg.


With reference to the Captioned subject, we are hereby enclosing the Share Holding Pattern for the quarter ended 31st March, 2025

We request you to take this on record.

Kindly acknowledge the receipt of the same.

Thanking you
Yours Truly,
For Vivimed Labs Limited


Santosh Varalwar
Managing Director



Vivimed Labs Limited.

CIN : L02411KA1988PLC009465
Registered Office: #78/A, Kolhar Industrial Area,
Bidar, Karnataka-585 403, India
T+91 (0) 8482-232045, F+91 (0) 8482-232436
Email: info@vivimedlabs.com | www.vivimedlabs.com

Corporate Office:


6-3-866/1/G1, 3rd Floor, GMR Towers,
Greelands, Begumpet, Hyderabad
Telangana-500 016, India.
GSTIN: 36AAACV6060A1ZQ
T 91(0) 40-6608-6608, F+91(0) 40-6608-6699

Format of holding of specified securities

- 1 Name of the Listed Entity : VIVIMED LABS LIMITED
 2 Scrip Code/Name of Scrip/Class of Security : 532660/VIVIMED LABS LIMITED/EQUITY
 3 Share Holding Pattern Filed under : Reg.31(1)(b)
 a. If under 31(1)(b) then indicate the report for Quarter ending : 31/03/2025
 b. If under 31(1)(c) then indicate date of allotment/extinguishment
 4 Isin INES26G01021

5 Declaration: The Listed entity is required to submit the following declaration to the extent of submission of information :-

Particulars	*Yes	No*	Promoter and Promoter Group	Public Share Holders	Non Promoter-Non Public
1 Whether the Listed Entity has issued any partly paid up shares?		No	No	No	No
2 Whether the Listed Entity has issued any Convertible Securities?	Yes		No	Yes	Yes
3 Whether the Listed Entity has issued any Warrants?		No	No	No	No
4 Whether the Listed Entity has any shares against which depository receipts are issued?		No	No	No	No
5 Whether the Listed Entity has any shares in locked-in?		No	No	NO	No
6 Whether any shares held by promoters are pledge or otherwise encumbered?	Yes		Yes		
7 Whether company has equity shares with differential voting rights?		No	No	No	No
8 Whether the listed entity has any significant beneficial owner?		No			



Handwritten signature or initials.

Table I - Summary Statement holding of specified securities

Category (i)	Category of shareholder (ii)	No. of share holders (iii)	No. of fully paid up equity shares held (iv)	No. of Partly paid-up equity shares held (v)	Nos. of shares underlying Depository Receipts (vi)	Total nos. shares held (vii = iv+v+vi)	Shareholding as a % of total no. of shares (calculated as per SCRR, 1957)(viii) As a % of (A+B+C2)	Number of Voting Rights held in each class of Securities (ix)				No. of Shares Underlying Outstanding convertible securities (including Warrants) (X)	Shareholding as a % assuming full conversion of convertible securities (as a percentage of diluted share capital) (xi)=(vii)+(x) as a % of (A+B+C2)	Number of Locked in shares (xii)		Number of Shares pledged or otherwise encumbered (Xiii)		Number of equity shares held in dematerialized form (XIV)
								No. of Voting Rights			Total as a % of (A+B+C)			No. (a)	As a % of total Shares held (b)	No. (a)	As a % of total shares held (b)	
								Class eg:X*	Class eg:Y	Total								
(A)	Promoter & Promoter Group	16	17364635	0	0	17364635	20.94	17364635		17364635	20.94	0	20.33	0	0	6435933	37.06	17364635
(B)	Public	48941	65549280	0	0	65549280	79.06	65549280	0	65549280	79.06	2500000	79.67	0	0	N.A	N.A	64163821
(C)	Non Promoter-Non Public																	
(C1)	Shares underlying DRs	0	0	0	0	0	N.A	0	0	0	0	0	0	0	0	N.A	N.A	0
(C2)	Shares held by Employee Trusts	0	0	0	0	0	0	0	0	0	0	0	0	0	0	N.A	N.A	0
	Total	48957	82913915	0	0	82913915	100	82913915	0	82913915	100	2500000	100	0	0	6435933	7.76	81528456

*X = Equity




Table II - Statement showing shareholding pattern of the Promoter and Promoter Group

Category & Name of the Shareholders (i)	Entity type i.e. promoter OR promoter group entity (except promoter)	PAN (ii)	No. of share holders (iii)	No. of fully paid up equity shares held (iv)	Partly paid-up equity shares held (v)	Nos. of shares underlying Depository Receipts (vi)	Total nos. shares held (vii) = iv+v+vi	Share holding % calculated as per SCRR, 1957 As a % of (A+B+C2) (viii)	Number of Voting Rights held in each class of Securities (ix)			No. of Shares Underlying convertible securities (including Warrants) (x)	Shareholding as a % assuming full conversion of convertible securities (as a percentage of diluted share capital) (xi) = (vii)+(x) as a % of A+B+C2	Number of Locked in shares (Xii)		Number of Shares pledged or otherwise encumbered (Xiii)		Number of equity shares held in dematerialized form (Xiv)	
									No. of Voting Rights					Total as a % of Total Voting rights	No. (a)	As a % of total Shares held (b)	No. (a)		As a % of total shares held (b)
									Class X*	Class Y	Total								
1 Indian																			
(a) Individuals/Hindu undivided Family			15	7869131	0	0	7869131	9.49	7869131	0	7869131	9.49	0	9.21	0	0	3297199	15.87	6006215
SANTOSH VARALWAR	promoter	ABIPV8428L	1	1300254	0	0	1300254	1.56	1300254	0	1300254	1.56	0	1.50	0	0	103204	0	100000
MANOHAR RAD VARALWAR	promoter	ABIPV8430A	1	1034225	0	0	1034225	1.27	1034225	0	1034225	1.27	0	1.21	0	0	900000	0	150000
VARALWAR SUBHASH	promoter	AAVPV8718M	1	1616200	0	0	1616200	1.95	1616200	0	1616200	1.95	0	1.89	0	0	1250000	22.17	1349154
VARALWAR SANDEEP	promoter	ABHPV1125B	1	1875647	0	0	1875647	2.26	1875647	0	1875647	2.26	0	2.20	0	0	500000	0	200000
VITHABAI VARALWAR	promoter	AAVPV8973A	1	23345	0	0	23345	0.03	23345	0	23345	0.03	0	0.03	0	0	0	0	23345
MAMATHA GURNUKAR	promoter	ACAPG3882A	1	150000	0	0	150000	0.18	150000	0	150000	0.18	0	0.18	0	0	150000	3.39	2327632
SUJATHA VARALWAR	promoter	AEAPV4693N	1	393995	0	0	393995	0.48	393995	0	393995	0.47	0	0.46	0	0	393995	92.56	432174
MADHAVI VARALWAR	promoter	AAVPV8779N	1	200000	0	0	200000	0.24	200000	0	200000	0.24	0	0.23	0	0	0	75	200000
NEELIMA VUAYA VARALWAR	promoter	AAHPV2888E	1	100000	0	0	100000	0.12	100000	0	100000	0.12	0	0.12	0	0	0	0	111885
VUJAYKUMAR VARALWAR	promoter	AAHPV8713C	1	150000	0	0	150000	0.18	150000	0	150000	0.18	0	0.18	0	0	0	0	25995
SATISH GOOTY AGRAHARAM	promoter	ACLPA3588L	1	55635	0	0	55635	0.07	55635	0	55635	0.07	0	0.07	0	0	0	0	685185
SHEETAL VARALWAR	promoter	AEPV8880C	1	568985	0	0	568985	0.69	568985	0	568985	0.69	0	0.67	0	0	0	0	33250
VARALWAR PADMA	promoter	AFRPV1127R	1	33250	0	0	33250	0.04	33250	0	33250	0.04	0	0.04	0	0	0	0	317500
S RAGHUNANDAN	promoter	AUCPS0378P	1	317500	0	0	317500	0.38	317500	0	317500	0.38	0	0.37	0	0	0	0	50095
(b) CHANDRASHEKHARRAO SUDGALI	promoter	AQWPS1148M	1	50095	0	0	50095	0.06	50095	0	50095	0.06	0	0.06	0	0	0	0	0
(c) Central Government/ State Government(s)			0	0	0	0	0	0	0	0	0	0	0	0	0	0	0	0	0
(d-i) Financial Institutions/Banks			0	0	0	0	0	0	0	0	0	0	0	0	0	0	0	0	434450
Corporate Bodies			1	9495504	0	0	9495504	11.45	9495504	0	9495504	11.45	0	11.12	0	0	3138734	0	181386
BBR PROJECTS PRIVATE LIMITED	promoter group	AACCB7153J	1	9495504	0	0	9495504	11.45	9495504	0	9495504	11.45	0	11.12	0	0	3138734	0	253064
(d-ii) Corporate Bodies - Group Company			0	0	0	0	0	0	0	0	0	0	0	0	0	0	0	0	0
(d-iii) Trust/ Promoter			0	0	0	0	0	0	0	0	0	0	0	0	0	0	0	0	0
(d-iv) Directors/Promoters & their Relatives & Friends			0	0	0	0	0	0	0	0	0	0	0	0	0	0	0	0	0
Sub-Total(A)(1)			16	17364635	0	0	17364635	20.94	17364635	0	17364635	20.94	0	20.33	0	0	6435933	14.8	17364635
2 Foreign																			
(a) Individuals(Non-Resident Individuals/ Foreign Individuals)			0	0	0	0	0	0	0	0	0	0	0	0	0	0	0	0	0
(b) Government			0	0	0	0	0	0	0	0	0	0	0	0	0	0	0	0	0
(c) Institutions			0	0	0	0	0	0	0	0	0	0	0	0	0	0	0	0	0
(d) Foreign Portfolio investor			0	0	0	0	0	0	0	0	0	0	0	0	0	0	0	0	0
(f-i) Corporate Bodies - Foreign Body			0	0	0	0	0	0	0	0	0	0	0	0	0	0	0	0	0
Corporate Bodies - OCB Non Repatriable			0	0	0	0	0	0	0	0	0	0	0	0	0	0	0	0	0
(f-ii) Corporate Bodies - OCB Repatriable			0	0	0	0	0	0	0	0	0	0	0	0	0	0	0	0	0
(f-iii) Foreign Institutional Investor (FII) - Others			0	0	0	0	0	0	0	0	0	0	0	0	0	0	0	0	0
(f-iv) Foreign Institutional Investor (FII) - DR			0	0	0	0	0	0	0	0	0	0	0	0	0	0	0	0	0
(f-v) Bank - Foreign Bank			0	0	0	0	0	0	0	0	0	0	0	0	0	0	0	0	0
(f-vi) Trust			0	0	0	0	0	0	0	0	0	0	0	0	0	0	0	0	0
Sub-Total(A)(2)			0	0	0	0	0	0	0	0	0	0	0	0	0	0	0	0	0
Total shareholding of Promoter and Promoter Group (A)=(A)(1)+(A)(2)			16	17364635	0	0	17364635	20.94	17364635	0	17364635	20.94	0	20.33	0	0	6435933	14.8	17364635





Table III - Statement showing shareholding pattern of the Public shareholder

Category & Name of the Shareholders (i)	PAN (ii)	No. of share holders (iii)	No. of fully paid up equity shares held (iv)	Partly paid-up equity shares held (v)	Nos. of shares underlying Depository Receipts (vi)	Total nos. shares held (vii) = (iv)+(v)+(vi)	Share holding % calculated as per SCRR, 1957 As a % of (A+B+C2) (viii)	Number of Voting Rights held in each class of Securities (ix)			No. of Shares Underlying Outstanding convertible securities (including Warrants) (X)	Shareholding as a % assuming full conversion of convertible securities (as a percentage of diluted share capital) (xi) = (vii)+(x) as a % of A+B+C2	Number of Locked in shares (Xii)		Number of Shares pledged or otherwise encumbered (Xiii)		Number of equity shares held in dematerialized form (Xiv)	Sub-Categorization of shares (Xv)			
								No. of Voting Rights					Total as a % of Total Voting rights	No. (a)	As a % of total shares held (b)	No. (a)		As a % of total shares held (b)	Share holding (No. of shares) under		
								Class X*	Class Y	Total									Sub Category (i)	Sub Category (ii)	Sub Category (iii)
1 Institutions (Domestic)																					
(a) Mutual Funds		0	0	0	0	0	0	0	0	0	0	0	0	0	0	0	0	0	0	0	
(b) Venture Capital Funds		0	0	0	0	0	0	0	0	0	0	0	0	0	0	0	0	0	0	0	
(c) Alternate Investment Funds		0	0	0	0	0	0	0	0	0	0	0	0	0	0	0	0	0	0	0	
(d) Banks		0	0	0	0	0	0	0	0	0	0	0	0	0	0	0	0	0	0	0	
(e) Insurance Companies		0	0	0	0	0	0	0	0	0	0	0	0	0	0	0	0	0	0	0	
(f) Provident/Pension Funds		0	0	0	0	0	0	0	0	0	0	0	0	0	0	0	0	0	0	0	
(g) Asset Reconstruction Companies		0	0	0	0	0	0	0	0	0	0	0	0	0	0	0	0	0	0	0	
(h) Sovereign Wealth Funds		0	0	0	0	0	0	0	0	0	0	0	0	0	0	0	0	0	0	0	
(i) NBFCs Registered with RBI		0	0	0	0	0	0	0	0	0	0	0	0	0	0	0	0	0	0	0	
(j) Other Financial Institutions		0	0	0	0	0	0	0	0	0	0	0	0	0	0	0	0	0	0	0	
(k) Any Other (Specify)		0	0	0	0	0	0	0	0	0	0	0	0	0	0	0	0	0	0	0	
Sub-Total (B)(1)		0	0	0	0	0	0	0	0	0	0	0	0	0	0	0	0	0	0	0	
2 Institutions (Foreign)																					
(a) Foreign Direct Investment		0	0	0	0	0	0	0	0	0	0	0	0	0	0	0	0	0	0	0	
(b) Foreign Venture Capital Investors		0	0	0	0	0	0	0	0	0	0	0	0	0	0	0	0	0	0	0	
(c) Sovereign Wealth Funds		0	0	0	0	0	0	0	0	0	0	0	0	0	0	0	0	0	0	0	
(d) Foreign Portfolio Investors Category I		5	1359791	0	0	1359791	1.64	1359791	0	1359791	1.64	0	1.59	0	0	N.A	N.A	1359791	0	0	0
K INDIA OPPORTUNITIES FUND LIMITED PCC - CELLS	AAFC1911Q	1	1219300	0	0	1219300	1.47	1219300	0	1219300	1.47	0	1.42	0	0	N.A	N.A	1219300	0	0	0
(e) Foreign Portfolio Investors Category II		0	0	0	0	0	0	0	0	0	0	0	0	0	0	N.A	N.A	0	0	0	0
(f) Overseas Depositories (holding DRs) (balancing figure)		0	0	0	0	0	0	0	0	0	0	0	0	0	0	N.A	N.A	0	0	0	0
(g) Any Other (Specify)		0	0	0	0	0	0	0	0	0	0	0	0	0	0	N.A	N.A	0	0	0	0
(g-i) Foreign Portfolio Investors Category III		0	0	0	0	0	0	0	0	0	0	0	0	0	0	N.A	N.A	0	0	0	0
(g-ii) Foreign Institutional Investors		0	0	0	0	0	0	0	0	0	0	0	0	0	0	N.A	N.A	0	0	0	0
(g-iii) Bank - Foreign Bank		0	0	0	0	0	0	0	0	0	0	0	0	0	0	N.A	N.A	0	0	0	0
(g-iv) Qualified Foreign Investor - Corporate		0	0	0	0	0	0	0	0	0	0	0	0	0	0	N.A	N.A	0	0	0	0
(g-v) Corporate Bodies - Foreign Bodies		0	0	0	0	0	0	0	0	0	0	0	0	0	0	N.A	N.A	0	0	0	0
Sub-Total (B)(2)		5	1359791	0	0	1359791	1.64	1359791	0	1359791	1.64	0	1.59	0	0	N.A	N.A	1359791	0	0	0
3 Central Government / State Government(s)																					
(a) Central Government/President of India		0	0	0	0	0	0	0	0	0	0	0	0	0	0	N.A	N.A	0	0	0	0
(b) State Government / Governor		0	0	0	0	0	0	0	0	0	0	0	0	0	0	N.A	N.A	0	0	0	0
(c) Shareholding by Companies or Bodies Corporate where Central / State Government is a promoter		1	96130	0	0	96130	0.12	96130	0	96130	0.12	0	0.11	0	0	N.A	N.A	96130	0	0	0
Sub-Total (B)(3)		1	96130	0	0	96130	0.12	96130	0	96130	0.12	0	0.11	0	0	N.A	N.A	96130	0	0	0
4 Non-Institutions																					
(a) Associate companies /Subsidiaries		0	0	0	0	0	0	0	0	0	0	0	0	0	0	N.A	N.A	0	0	0	0
(b) Directors and their relatives (excluding independent directors and nominee directors)		0	0	0	0	0	0	0	0	0	0	0	0	0	0	N.A	N.A	0	0	0	0
(c) Key Managerial Personnel		0	0	0	0	0	0	0	0	0	0	0	0	0	0	N.A	N.A	0	0	0	0
(d) Relatives of promoters (other than immediate relatives of promoters disclosed under Promoter and Promoter Group category)		0	0	0	0	0	0	0	0	0	0	0	0	0	0	N.A	N.A	0	0	0	0

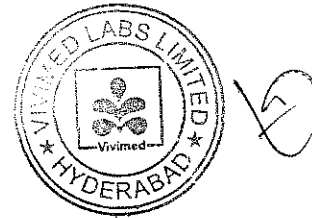


19

Table IV - Statement showing shareholding pattern of the Non Promoter-Non Public Shareholder

Category & Name of the Shareholders (i)	PAN (ii)	No. of share holders (iii)	No. of fully paid up equity shares held (iv)	Partly paid-up equity shares held (v)	Nos. of shares underlying Depository Receipts (vi)	Total nos. shares held (vii) = iv+v+vi	Share holding % calculated as per SCRR, 1957 As a % of (A+B+C2) (viii)	Number of Voting Rights held in each class of Securities (ix)			No. of Shares Underlying Outstanding convertible securities (including Warrants) (X)	Shareholding as a % assuming full conversion of convertible securities (as a percentage of diluted share capital) (xi)=(vii)+(x) as a % of A+B+C2	Number of Locked in shares (XII)		Number of Shares pledged or otherwise encumbered (XIII)		Number of equity shares held in dematerialized form (XIV)	
								No. of Voting Rights					Total as a % of Total Voting rights	No. (a)	As a % of total Shares held (b)	No. (a)		As a % of total shares held (b)
								Class X*	Class Y	Total								
1 Custodian/DR Holder																		
(a) Custodian/DR Holder		0	0	0	0	0	N.A	0	0	0	0	0	0	0	N.A	N.A	0	
Sub-Total(C)(1)		0	0	0	0	0	N.A	0	0	0	0	0	0	0	N.A	N.A	0	
Employees Benefit Trust (Under SEBI (Share based Employee Benefit) Regulations, 2014																		
(a) Employees Benefit Trust (Under SEBI (Share based Employee Benefit) Regulations, 2014		0	0	0	0	0	0	0	0	0	0	0	0	0	N.A	N.A	0	
(b) Employees Benefit Trust/Employee Welfare Trust under SEBI (Share based Employee Benefits and Sweat equity) Regulations, 2021		0	0	0	0	0	0	0	0	0	0	0	0	0	N.A	N.A	0	
Sub-Total(C)(2)		0	0	0	0	0	0	0	0	0	0	0	0	0	N.A	N.A	0	
Total Non-Promoter-Non Public Shareholding (C)=(C)(1)+(C)(2)		0	0	0	0	0	0	0	0	0	0	0	0	0	N.A	N.A	0	


*X = Equity



Annexure B

Table VI-Statement Showing foreign Ownership limits

	Benpos Date	Board approved limits	Limits Utilized
As on shareholding date	31.03.2025	74	17.19
As on the end of previous 1st quarter	31.12.2024	74	17.19
As on the end of previous 2nd quarter	30.09.2024	74	17.26
As on the end of previous 3rd quarter	30.06.2024	74	17.26
As on the end of previous 4th quarter	31.03.2024	74	17.25



31